

ASPEN
expressive surfaces



NovaBell




EXPRESSIVE SURFACE

Aspen è un inedito gres porcellanato effetto pietra che nasce dalla selezione di superfici naturali eterogenee che hanno un denominatore comune, l'eleganza materica.

Aspen is unique stone-effect porcelain stoneware based on a selection of varied natural surfaces with a common denominator: tactile elegance.

COLOURS & SHAPES

A horizontal rectangular swatch of a light, off-white color with a subtle, fibrous texture, resembling paper or fabric.


Snow

A horizontal rectangular swatch of a warm, light brown or tan color with a fibrous texture, similar to the 'Snow' swatch.

Sand Moon

A horizontal rectangular swatch of a muted, greyish-brown color with a fibrous texture, similar to the 'Sand Moon' swatch.


Rock Grey

A horizontal rectangular swatch of a dark, earthy green color with a fibrous texture, similar to the 'Rock Grey' swatch.

Oxide

A horizontal rectangular swatch of a very dark, charcoal grey color with a fibrous texture, similar to the 'Oxide' swatch.

Basalt




COORDINATED SURFACE

Aspen rappresenta una gamma di superfici completa e coordinata, dal gres porcellanato per interno-esterno fino a tutti i pezzi speciali per completare ogni angolo progettuale.

Aspen is a complete and coordinated range of surfaces, from porcelain stoneware for inside and outside use to special trims for completing every corner of a project.

Struttura Grooves



20 mm





WALL: Basalt Rettificato 60x120 - 23^{5/8}x47^{1/4} / Basalt Rettificato 60x60 - 23^{5/8}x23^{5/8} / Basalt Rettificato 30x60 - 11^{13/16}x23^{5/8}
FLOOR: Basalt Rettificato 60x120 - 23^{5/8}x47^{1/4}



FLOOR: Provenzale Rock Grey Rettificato 30x60 - 11¹³/₁₆x23⁵/₈

ELEGANT SHAPE

Provenzale è il modulo che rievoca forme eleganti e senza tempo. La sua forma decorativa accoglie le texture raffinate di Aspen, riflettendo su pavimenti e pareti un carattere unico.

Provenzale is a module that evokes elegant, timeless shapes. Its decorative shape embraces the sophisticated textures of Aspen, imbuing floors and walls with a unique character.





WALL: Muretto Oxide Rettificato 10x30 - 3^{15/16}x11^{13/16}
FLOOR: Oxide Rettificato 60x120 - 23^{5/8}x47^{1/4} / Oxide 20 mm Rettificato 60x90 - 23^{5/8}x35^{7/16}







I pezzi speciali Aspen sono cromaticamente perfetti fino ai bordi.
Aspen special trims are chromatically perfect right up to the edges.



Elemento Elle
30x180x5





Tutti i pezzi speciali e gli accessori sono coordinati ai fondi. Questa lavorazione genera massima continuità estetica tra tutte le superfici domestiche.

All special trims and accessories are coordinated with the plain tiles. This process ensures maximum aesthetic continuity between all household surfaces.



FLOOR: Rock Grey Rettificato 60x60 - 23^{5/8} x 23^{5/8} / Rock Grey 20 mm Rettificato 60x90 - 23^{5/8} x 35^{7/16}



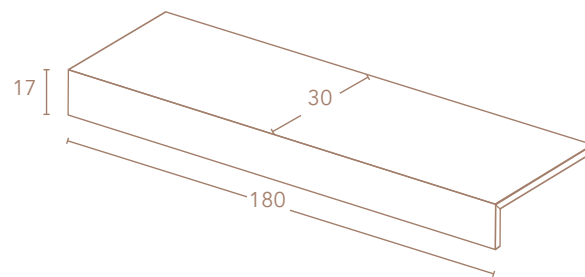




SPECIAL BEAUTY

NovaBell progetta elementi ceramici capaci di modellarsi con estrema precisione ad ogni scala. Le dimensioni sono perfezionate in ogni dettaglio per facilitare la messa in opera sul massetto, creano un total look impeccabile e sono inattaccabili.

NovaBell designs ceramic elements that can be modelled with extreme precision on any scale. Every detail of the sizes is perfected in order to facilitate installation on the screed. The elements create an impeccable total look and are highly resistant.





WALL: Snow Rettificato 30x60 - 11^{13/16}x23^{5/8} / Struttura Grooves Oxide Rettificato 30x60 - 11^{13/16}x23^{5/8}
FLOOR: Snow Rettificato 60x60 - 23^{5/8}x23^{5/8}







GROOVES 3D SURFACE

Grooves è la struttura tridimensionale che arricchisce il progetto con la sua superficie materica e naturale.


Grooves is a three-dimensional structure that enhances projects with its tactile, natural surface.





**OUT
WALK** **20**
Porcelain
slabs

WALL: Snow 20 mm Rettificato 60x90 - 23^{5/8}x35^{7/16} / Copertina 30x60 - 11^{13/16}x23^{5/8}
FLOOR: MULTIFORMATO 2 Modulo 3 Formati Snow 20 mm Rettificato



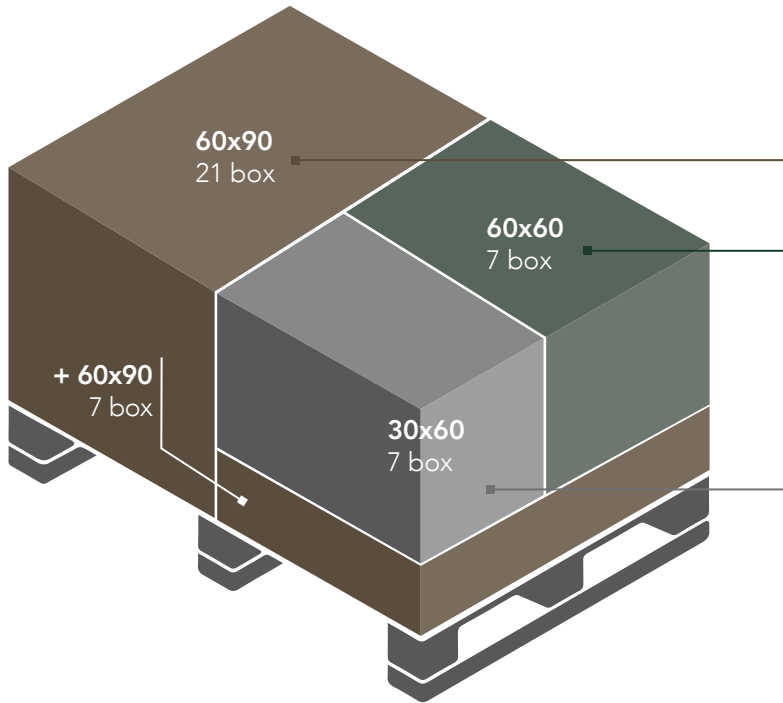


**OUT
WALK**

20
Porcelain
slabs




MULTIFORMATO 1 & 2



60x90 → 66,67%
60x60 → 22,22%
30x60 → 11,11%



MULTIFORMATO 1



MULTIFORMATO 2

NovaBell si impegna costantemente nel servizio e assistenza al cliente. Per gli articoli MULTIFORMATO, le proporzioni di posa, sono state calcolate e organizzate in pallet pronti all'uso. Questo servizio regala velocità di installazione e risparmio di tempo.

NovaBell provides constant customer service and assistance. For MULTIPLE-SIZE modules, the installation proportions are calculated and organized in ready-to-use pallets. This service speeds up the installation process and saves time.





ITEMS



ROCK GREY





cm. 100x100
inch. 39³/₈x39³/₈



cm. 60x120
inch. 23⁵/₈x47¹/₄

cm. 60x60
inch. 23⁵/₈x23⁵/₈

cm. 30x60
inch. 11¹³/₁₆x23⁵/₈

cm. 10x30
inch. 3¹⁵/₁₆x11¹³/₁₆



60x120 - 23⁵/₈x47¹/₄
APN 12RT Rock Grey Rettificato

02
1075



60x60 - 23⁵/₈x23⁵/₈
APN 10RT Rock Grey Rettificato

03
1055



60x60 - 23⁵/₈x23⁵/₈
APN 17AS Rock Grey Antislip Rett.

03
1070



60x120 - 23⁵/₈x47¹/₄
APN 15RT Struttura Grooves Rock Grey Rettificato

02
1085



30x60 - 11¹³/₁₆x23⁵/₈
APN 16RT Rock Grey Rettificato

07
1035



30x60 - 11¹³/₁₆x23⁵/₈
APN 14AS Rock Grey Antislip Rett.

07
1040



30x60 - 11¹³/₁₆x23⁵/₈
APN 13RT Struttura Grooves Rock Grey Rettificato

07
1045




10x30 - 3¹⁵/₁₆x11¹³/₁₆
APN 11RT Muretto Rock Grey Rett.

28
1070



100x100 - 39³/₈x39³/₈
APN 101R Rock Grey Rettificato

02
1075



30x30 - 11¹³/₁₆x11¹³/₁₆
APN 115N Mos. 5x5 Rock Grey

10
3115



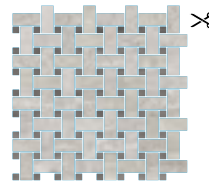
30x60 - 11¹³/₁₆x23⁵/₈
APN 01RT Provenzale Rock Grey Rett.

06
1150




30x60 - 11¹³/₁₆x23⁵/₈
APN 117N Mattoncino Rock Grey

04
3120




30x30 - 11¹³/₁₆x11¹³/₁₆
APN 118N Trama Rock Grey/Basalt

10
3145



30x30 - 11¹³/₁₆x11¹³/₁₆
APN 116N Sassi Rock Grey

10
3170

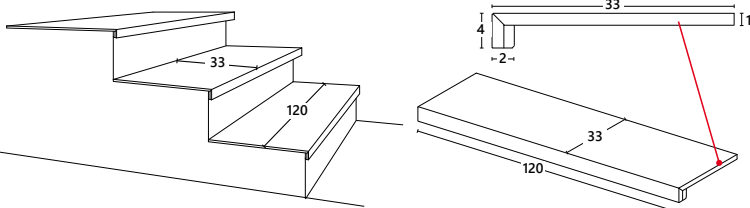


30x30 - 11¹³/₁₆x11¹³/₁₆
APN 721N Sassi Mix Scuro

10
3170

LA SCALA DI CASA TUA.

YOUR STAIRCASE. / DIE TREPPE IN IHREM ZUHAUSE. / L'ESCALIER DE VOTRE MAISON.



10
MM

15 230	01 670	01 676	01 676
Battiscopa 7x60 2 ³ / ₄ x23 ⁵ / ₈	Gradino Elle Rett. 33x120x4 13 ³ / ₄ x47 ¹ / ₄ x1 ⁹ / ₁₆	Angolo DX Rett. 33x120x4 13 ³ / ₄ x47 ¹ / ₄ x1 ⁹ / ₁₆	Angolo SX Rett. 33x120x4 13 ³ / ₄ x47 ¹ / ₄ x1 ⁹ / ₁₆
APN B10K	APN G11K	APN G12K	APN G13K

* 6 SETTIMANE DI CONSEGNA / DELIVERY WEEKS / SECHS WOCHEN LIEFERZEIT / SEMAINES DE LIVRAISON



cm. 60x180
inch. 23⁵/₈x70⁷/₈

cm. 60x90
inch. 23⁵/₈x35⁷/₁₆

cm. 60x120
inch. 23⁵/₈x47¹/₄

TECHNICAL	DIN 51130	DIN 51097	BCR	ANSI DCOF	Deep Abrasion Resistance	MOHS	Recommended Use	Resistance to Staining	ANSI A 137.1
NATURAL	R10	A+B	DRY > 0.40 WET > 0.40	WET ≥ 0.42	< 175 mm ³	≥ 5	4	5	
ANTISLIP	R11	A+B+C	DRY > 0.40 WET > 0.40	WET ≥ 0.42	< 175 mm ³	≥ 7	5	5	
20 MM	R11	A+B+C	DRY > 0.40 WET > 0.40	WET ≥ 0.42	< 130 mm ³	≥ 8	5	5	



60x180 - 23⁵/₈x70⁷/₈ **APN 118R** Rock Grey 20 MM Rettificato



60x120 - 23⁵/₈x47¹/₄ **APN 19RT** Rock Grey 20 MM Rettificato



60x90 - 23⁵/₈x35⁷/₁₆ **APN 169R** Rock Grey 20 MM Rettificato

MULTIFORMATO



VENDUTO SOLO A PALLET COMPLETO
SOLD IN FULL PALLETES ONLY
NUR IN VOLLE PALETTEN ERHAELTICH
VENDU UNIQUEMENT PAR PALETTE ENTIERE

60x90 - 23⁵/₈x35⁷/₁₆
60x60 - 23⁵/₈x23⁵/₈
30x60 - 11¹³/₁₆x23⁵/₈



MULTIFORMATO 2



MULTIFORMATO 1

MULTIFORMATO
APN M133 Modulo 3 Formati
Rock Grey 20 MM Rettificato



PEZZI SPECIALI ON DEMAND 20MM* Special coordinated pieces. Zusammenstellbare Formteile. Pièces spéciales coordonnées.

Gradino 1 Monografico 33x180	Gradino 2 Monografico 33x180	Gradino 3 Monografico 33x180	Toro Gradino 30x120	Bordo Rett. Antiderapant 30x60	Bordo Ang. SX Rett. 30x60	Bordo Ang. DX Rett. 30x60	Griglia Rettificata 20x60	Griglia Ang. SX Rett. 20x60	Griglia Ang. DX Rett. 20x60	Elemento Elle 30x180x5	Gradino L17 30x180x17	Copertina 30x60
683	684	685	656	560	650	650	590	610	610	683	685	518
APN G183	APN G184	APN G185	APN G13K	APN W11K	APN W12K	APN W14K	APN W15K	APN W16K	APN W17K	APN G189	APN G117	APN G160

* **SETTIMANE DI CONSEGNA / DELIVERY WEEKS / SECHS WOCHEN LIEFERZEIT / SEMAINES DE LIVRAISON**

OUT WALK TECHNICAL DATA 20 MM		Water Absorption	DIN 51130	DIN 51097	BS 7976 Pendulum Tester Average Values	MOHS	Modulus of Rupture	Breaking Strength (for square slabs)	Compressive Strength
Resistance to Staining	Resistance to household chemicals and swimming pool salts	≤ 0,03%	R11	A+B+C		wet ≥ 50 dry ≥ 55	≥ 8	≥ 50 N/mm ²	≥ 12.000 N
		Frost Resistance	Thermal Shock	Color Resistance UV Light	Reaction to Fire		≥ 500 kg/cm ²	≥ 1.200 kg	≥ 2.000 kg/cm ²
5	A	Complies	Resistant	Resistant	A1FL	≥ 7,500 psi	≥ 2,700 lbs	≥ 29,000 psi	



OXIDE





cm. 100x100
inch. 39³/₈x39³/₈



cm. 60x120
inch. 23⁵/₈x47¹/₄

cm. 60x60
inch. 23⁵/₈x23⁵/₈

cm. 30x60
inch. 11¹³/₁₆x23⁵/₈

cm. 10x30
inch. 3¹⁵/₁₆x11¹³/₁₆



60x120 - 23⁵/₈x47¹/₄
APN 72RT Oxide Rettificato

02
1075



60x60 - 23⁵/₈x23⁵/₈
APN 70RT Oxide Rettificato

03
1055



60x120 - 23⁵/₈x47¹/₄
APN 75RT Struttura Grooves Oxide Rettificato

02
1085



30x60 - 11¹³/₁₆x23⁵/₈
APN 76RT Oxide Rettificato

07
1035



30x60 - 11¹³/₁₆x23⁵/₈
APN 73RT Struttura Grooves Oxide Rettificato

07
1045



10x30 - 3¹⁵/₁₆x11¹³/₁₆
APN 71RT Muretto Oxide Rettificato

28
1070



100x100 - 39³/₈x39³/₈
APN 107R Oxide Rettificato

02
1075




30x30 - 11¹³/₁₆x11¹³/₁₆
APN 775N Mos. 5x5 Oxide

10
3115




30x60 - 11¹³/₁₆x23⁵/₈
APN 07RT Provenzale Oxide Rett.

06
1150




30x30 - 11¹³/₁₆x11¹³/₁₆
APN 778N Trama Oxide/Sand Moon

10
3145



30x30 - 11¹³/₁₆x11¹³/₁₆
APN 776N Sassi Oxide

10
3170

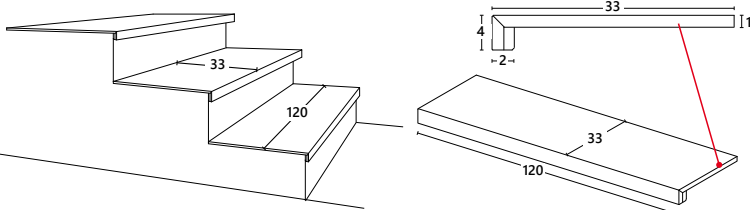


30x30 - 11¹³/₁₆x11¹³/₁₆
APN 721N Sassi Mix Scuro

10
3170

LA SCALA DI CASA TUA.

YOUR STAIRCASE. / DIE TREPPE IN IHREM ZUHAUSE. / L'ESCALIER DE VOTRE MAISON.



10
MM

15 230	01 670	01 676	01 676
Battiscopa 7x60 2 ³ / ₄ x23 ⁵ / ₈	Gradino Elle Rett. 33x120x4 13 ³ / ₄ x47 ¹ / ₄ x1 ⁹ / ₁₆	Angolo DX Rett. 33x120x4 13 ³ / ₄ x47 ¹ / ₄ x1 ⁹ / ₁₆	Angolo SX Rett. 33x120x4 13 ³ / ₄ x47 ¹ / ₄ x1 ⁹ / ₁₆
APN B70K	APN G71K	APN G72K	APN G73K

* **6** SETTIMANE DI CONSEGNA / DELIVERY WEEKS /
SECHS WOCHEN LIEFERZEIT / SEMAINES DE LIVRAISON



cm. 60x180
inch. 23⁵/₈x70⁷/₈

cm. 60x90
inch. 23⁵/₈x35⁷/₁₆

cm. 60x120
inch. 23⁵/₈x47¹/₄

TECHNICAL	DIN 51130	DIN 51097	BCR	ANSI DCOF	Deep Abrasion Resistance	MOHS	Recommended Use	Resistance to Staining	ANSI A 137.1
N NATURAL	R10	A+B	DRY > 0.40 WET > 0.40	WET ≥ 0.42	< 175 mm ³	≥ 5	4	5	
OUT WALK 20 MM	R11	A+B+C	DRY > 0.40 WET > 0.40	WET ≥ 0.42	< 130 mm ³	≥ 8	5	5	



60x180 - 23⁵/₈x70⁷/₈
APN 718R Oxide 20 MM Rettificato **01** **1130**



60x120 - 23⁵/₈x47¹/₄
APN 79RT Oxide 20 MM Rettificato **01** **1125**



60x90 - 23⁵/₈x35⁷/₁₆
APN 769R Oxide 20 MM Rettificato **01** **1120**

MULTIFORMATO



VENDUTO SOLO A PALLET COMPLETO
SOLD IN FULL PALLETES ONLY
NUR IN VOLLE PALETTEN ERHAETLICH
VENDU UNIQUEMENT PAR PALETTE ENTIERE

60x90 - 23⁵/₈x35⁷/₁₆
60x60 - 23⁵/₈x23⁵/₈
30x60 - 11¹³/₁₆x23⁵/₈



MULTIFORMATO 2



MULTIFORMATO 1

MULTIFORMATO
APN M733 Modulo 3 Formati **1cp** **1130**
Oxide 20 MM Rettificato



PEZZI SPECIALI ON DEMAND 20MM* Special coordinated pieces. Zusammenstellbare Formteile. Pièces spéciales coordonnées.

Gradino 1 Monografico 33x180	Gradino 2 Monografico 33x180	Gradino 3 Monografico 33x180	Toro Gradino 30x120	Bordo Rett. Antiderapant 30x60	Bordo Ang. SX Rett. 30x60	Bordo Ang. DX Rett. 30x60	Griglia Rettificata 20x60	Griglia Ang. SX Rett. 20x60	Griglia Ang. DX Rett. 20x60	Elemento Elle 30x180x5	Gradino L17 30x180x17
01 683	01 684	01 685	02 656	02 560	02 650	02 650	02 590	02 610	02 610	02 683	01 685
APN G783	APN G784	APN G785	APN G73K	APN W71K	APN W72K	APN W74K	APN W75K	APN W76K	APN W77K	APN G789	APN G717

* **6** SETTIMANE DI CONSEGNA / DELIVERY WEEKS / SECHS WOCHEN LIEFERZEIT / SEMAINES DE LIVRAISON

OUT WALK TECHNICAL DATA 20 MM		Water Absorption	DIN 51130	DIN 51097	BS 7976 Pendulum Tester Average Values wet ≥ 50 dry ≥ 55	MOHS	Modulus of Rupture	Breaking Strength (for square slabs)	Compressive Strength
Resistance to Staining	Resistance to household chemicals and swimming pool salts	≤ 0,03%	R11	A+B+C		≥ 8	≥ 50 N/mm ²	≥ 12.000 N	≥ 200 N/mm ²
		Frost Resistance	Thermal Shock	Color Resistance UV Light	Reaction to Fire	≥ 500 kg/cm ²	≥ 1.200 kg	≥ 2.000 kg/cm ²	
5	A	Complies	Resistant	Resistant	A1FL	≥ 7,500 psi	≥ 2,700 lbs	≥ 29,000 psi	



BASALT





cm. 100x100
inch. 39³/₈x39³/₈



cm. 60x120
inch. 23⁵/₈x47¹/₄

cm. 60x60
inch. 23⁵/₈x23⁵/₈

cm. 30x60
inch. 11¹³/₁₆x23⁵/₈

cm. 10x30
inch. 3¹⁵/₁₆x11¹³/₁₆



60x120 - 23⁵/₈x47¹/₄
APN 22RT Basalt Rettificato

02
1075



60x60 - 23⁵/₈x23⁵/₈
APN 20RT Basalt Rettificato

03
1055



60x60 - 23⁵/₈x23⁵/₈
APN 27AS Basalt Antislip Rett.

03
1070




60x120 - 23⁵/₈x47¹/₄
APN 25RT Struttura Grooves Basalt Rettificato

02
1085



30x60 - 11¹³/₁₆x23⁵/₈
APN 26RT Basalt Rettificato

07
1035




30x60 - 11¹³/₁₆x23⁵/₈
APN 24AS Basalt Antislip Rett.

07
1040



30x60 - 11¹³/₁₆x23⁵/₈
APN 23RT Struttura Grooves Basalt Rettificato

07
1045



10x30 - 3¹⁵/₁₆x11¹³/₁₆
APN 21RT Muretto Basalt Rettificato

28
1070




100x100 - 39³/₈x39³/₈
APN 102R Basalt Rettificato

02
1075




30x60 - 11¹³/₁₆x23⁵/₈
APN 02RT Provenzale Basalt Rett.

06
1150




30x60 - 11¹³/₁₆x23⁵/₈
APN 227N Mattoncino Basalt

04
3120




30x30 - 11¹³/₁₆x11¹³/₁₆
APN 225N Mos. 5x5 Basalt

10
3115




30x30 - 11¹³/₁₆x11¹³/₁₆
APN 228N Trama Basalt/Rock Grey

10
3145



30x30 - 11¹³/₁₆x11¹³/₁₆
APN 226N Sassi Basalt

10
3170

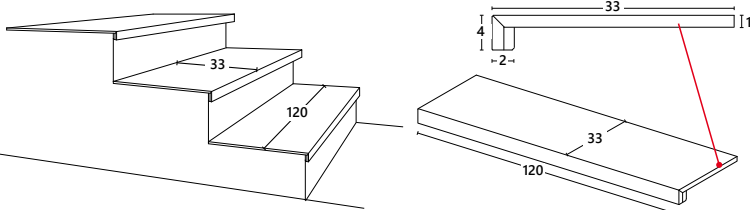


30x30 - 11¹³/₁₆x11¹³/₁₆
APN 721N Sassi Mix Scuro

10
3170

LA SCALA DI CASA TUA.

YOUR STAIRCASE. / DIE TREPPE IN IHREM ZUHAUSE. / L'ESCALIER DE VOTRE MAISON.



10
MM

15 230	01 670	01 676	01 676
Battiscopa 7x60 2 ³ / ₄ x23 ⁵ / ₈	Gradino Elle Rett. 33x120x4 13 ³ / ₄ x47 ¹ / ₄ x1 ⁹ / ₁₆	Angolo DX Rett. 33x120x4 13 ³ / ₄ x47 ¹ / ₄ x1 ⁹ / ₁₆	Angolo SX Rett. 33x120x4 13 ³ / ₄ x47 ¹ / ₄ x1 ⁹ / ₁₆
APN B20K	APN G21K	APN G22K	APN G23K

* 6 SETTIMANE DI CONSEGNA / DELIVERY WEEKS /
SECHS WOCHEN LIEFERZEIT / SEMAINES DE LIVRAISON



cm. 60x120
inch. 23⁵/₈x47¹/₄

TECHNICAL	DIN 51130	DIN 51097	BCR	ANSI DCOF	Deep Abrasion Resistance	MOHS	Recommended Use	Resistance to Staining	ANSI A 137.1
NATURAL	R10	A+B	DRY > 0.40 WET > 0.40	WET ≥ 0.42	< 175 mm ³	≥ 5	4	5	
ANTISLIP	R11	A+B+C	DRY > 0.40 WET > 0.40	WET ≥ 0.42	< 175 mm ³	≥ 7	5	5	
20 MM	R11	A+B+C	DRY > 0.40 WET > 0.40	WET ≥ 0.42	< 130 mm ³	≥ 8	5	5	



60x120 - 23⁵/₈x47¹/₄
APN 29RT Basalt 20 MM Rettificato



PEZZI SPECIALI ON DEMAND 20MM* Special coordinated pieces. Zusammenstellbare Formteile. Pièces spéciales coordonnées.

Toro Gradino 30x120	Bordo Rett. Antiderapant 30x60	Bordo Ang. SX Rett. 30x60	Bordo Ang. DX Rett. 30x60	Griglia Rettificata 20x60	Griglia Ang. SX Rett. 20x60	Griglia Ang. DX Rett. 20x60
APN G23K	APN W21K	APN W22K	APN W24K	APN W25K	APN W26K	APN W27K

* **SETTIMANE DI CONSEGNA / DELIVERY WEEKS / SECHS WOCHEN LIEFERZEIT / SEMAINES DE LIVRAISON**

OUT WALK TECHNICAL DATA 20 MM		Water Absorption	DIN 51130	DIN 51097	BS 7976 Pendulum Tester Average Values	MOHS	Modulus of Rupture	Breaking Strength (for square slabs)	Compressive Strength
Resistance to Staining	Resistance to household chemicals and swimming pool salts	≤ 0,03%	R11	A+B+C		wet ≥ 50 dry ≥ 55	≥ 8	≥ 50 N/mm ²	≥ 12.000 N
		Frost Resistance	Thermal Shock	Color Resistance UV Light	Reaction to Fire		≥ 500 kg/cm ²	≥ 1.200 kg	≥ 2.000 kg/cm ²
5	A	Complies	Resistant	Resistant	A1FL	≥ 7,500 psi	≥ 2,700 lbs	≥ 29,000 psi	



SNOW





cm. 100x100
inch. 39³/₈x39³/₈



cm. 60x120
inch. 23⁵/₈x47¹/₄

cm. 60x60
inch. 23⁵/₈x23⁵/₈

cm. 30x60
inch. 11¹³/₁₆x23⁵/₈

cm. 10x30
inch. 3¹⁵/₁₆x11¹³/₁₆



60x120 - 23⁵/₈x47¹/₄
APN 82RT Snow Rettificato

02
1075



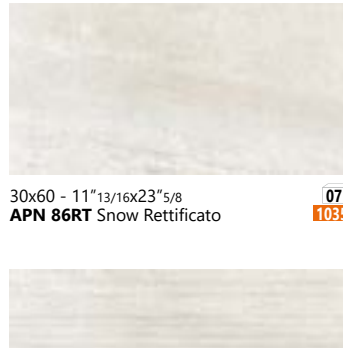
60x60 - 23⁵/₈x23⁵/₈
APN 80RT Snow Rettificato

03
1055



60x120 - 23⁵/₈x47¹/₄
APN 85RT Struttura Grooves Snow Rettificato

02
1085




30x60 - 11¹³/₁₆x23⁵/₈
APN 86RT Snow Rettificato

07
1035



30x60 - 11¹³/₁₆x23⁵/₈
APN 83RT Struttura Grooves Snow Rettificato

07
1045




10x30 - 3¹⁵/₁₆x11¹³/₁₆
APN 81RT Muretto Snow Rettificato

28
1070



100x100 - 39³/₈x39³/₈
APN 108R Snow Rettificato

02
1075



30x30 - 11¹³/₁₆x11¹³/₁₆
APN 885N Mos. 5x5 Snow

10
3115




30x60 - 11¹³/₁₆x23⁵/₈
APN 08RT Provenzale Snow Rett.

06
1150



30x60 - 11¹³/₁₆x23⁵/₈
APN 887N Mattoncino Snow

04
3120




30x30 - 11¹³/₁₆x11¹³/₁₆
APN 888N Trama Snow/Rock Grey

10
3145



30x30 - 11¹³/₁₆x11¹³/₁₆
APN 886N Sassi Snow

10
3170

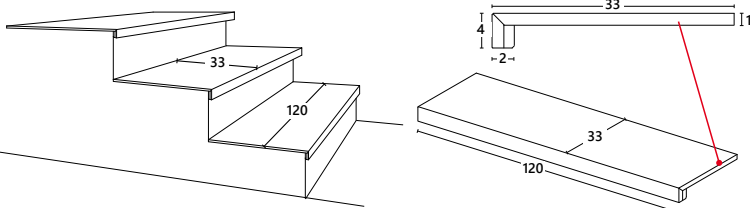


30x30 - 11¹³/₁₆x11¹³/₁₆
APN 481N Sassi Mix Chiaro

10
3170

LA SCALA DI CASA TUA.

YOUR STAIRCASE. / DIE TREPPE IN IHREM ZUHAUSE. / L'ESCALIER DE VOTRE MAISON.



10
MM

15 230	01 670	01 676	01 676
Battiscopa 7x60 2 ³ / ₄ x23 ⁵ / ₈	Gradino Elle Rett. 33x120x4 13 ³ / ₄ x47 ¹ / ₄ x1 ⁹ / ₁₆	Angolo DX Rett. 33x120x4 13 ³ / ₄ x47 ¹ / ₄ x1 ⁹ / ₁₆	Angolo SX Rett. 33x120x4 13 ³ / ₄ x47 ¹ / ₄ x1 ⁹ / ₁₆
APN B80K	APN G81K	APN G82K	APN G83K

* 6 SETTIMANE DI CONSEGNA / DELIVERY WEEKS /
SECHS WOCHEN LIEFERZEIT / SEMAINES DE LIVRAISON



cm. 60x180
inch. 23⁵/₈x70⁷/₈

cm. 60x90
inch. 23⁵/₈x35⁷/₁₆

TECHNICAL	DIN 51130	DIN 51097	BCR	ANSI DCOF	Deep Abrasion Resistance	MOHS	Recommended Use	Resistance to Staining	ANSI A 137.1
N NATURAL	R10	A+B	DRY > 0.40 WET > 0.40	WET ≥ 0.42	< 175 mm ³	≥ 5	4	5	 V3
OUT WALK 20 MM	R11	A+B+C	DRY > 0.40 WET > 0.40	WET ≥ 0.42	< 130 mm ³	≥ 8	5	5	



60x180 - 23⁵/₈x70⁷/₈
APN 818R Snow 20 MM Rettificato




60x90 - 23⁵/₈x35⁷/₁₆
APN 869R Snow 20 MM Rettificato

MULTIFORMATO



VENDUTO SOLO A PALLET COMPLETE / SOLD IN FULL PALLETS ONLY NUR IN VOLLE PALLETTEN ERHAELTLICH VENU PAR PALETTE ENTIERE

60x90 - 23⁵/₈x35⁷/₁₆ / 60x60 - 23⁵/₈x23⁵/₈ / 30x60 - 11¹³/₁₆x23⁵/₈



← MULTIFORMATO 1 → ← MULTIFORMATO 2 →

MULTIFORMATO
APN M833 Modulo 3 Formati Snow 20 MM Rettificato



PEZZI SPECIALI ON DEMAND 20MM* Special coordinated pieces. Zusammenstellbare Formteile. Pièces spéciales coordonnées.

Gradino 1 Monografico 33x180	Gradino 2 Monografico 33x180	Gradino 3 Monografico 33x180	Bordo Rett. Antiderapant 30x60	Bordo Ang. SX Rett. 30x60	Bordo Ang. DX Rett. 30x60	Griglia Rettificata 20x60	Griglia Ang. SX Rett. 20x60	Griglia Ang. DX Rett. 20x60	Elemento Elle 30x180x5	Gradino L17 30x180x17	Copertina 30x60
APN G883	APN G884	APN G885	APN W81K	APN W82K	APN W84K	APN W85K	APN W86K	APN W87K	APN G889	APN G817	APN G860

* **6** SETTIMANE DI CONSEGNA / DELIVERY WEEKS / SECHS WOCHEN LIEFERZEIT / SEMAINES DE LIVRAISON

OUT WALK TECHNICAL DATA 20 MM		Water Absorption	DIN 51130	DIN 51097	BS 7976 Pendulum Tester Average Values	MOHS	Modulus of Rupture	Breaking Strength (for square slabs)	Compressive Strength
Resistance to Staining	Resistance to household chemicals and swimming pool salts	≤ 0,03%	R11	A+B+C		wet ≥ 50 dry ≥ 55	≥ 8	≥ 50 N/mm ²	≥ 12.000 N
		Frost Resistance	Thermal Shock	Color Resistance UV Light	Reaction to Fire		≥ 500 kg/cm ²	≥ 1.200 kg	≥ 2.000 kg/cm ²
5	A	Complies	Resistant	Resistant	A1FL	≥ 7,500 psi	≥ 2,700 lbs	≥ 29,000 psi	



SAND MOON





cm. 100x100
inch. 39³/₈x39³/₈



cm. 60x120
inch. 23⁵/₈x47¹/₄

cm. 60x60
inch. 23⁵/₈x23⁵/₈

cm. 30x60
inch. 11¹³/₁₆x23⁵/₈

cm. 10x30
inch. 3¹⁵/₁₆x11¹³/₁₆



60x120 - 23⁵/₈x47¹/₄
APN 42RT Sand Moon Rettificato

02
1075



60x60 - 23⁵/₈x23⁵/₈
APN 40RT Sand Moon Rettificato

03
1055



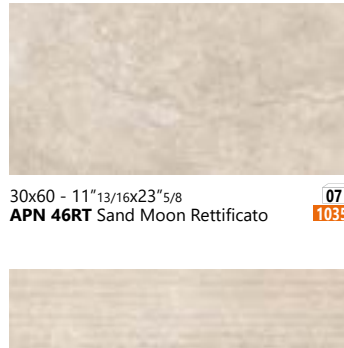
60x60 - 23⁵/₈x23⁵/₈
APN 47AS Sand Moon Antislip Rett.

03
1070



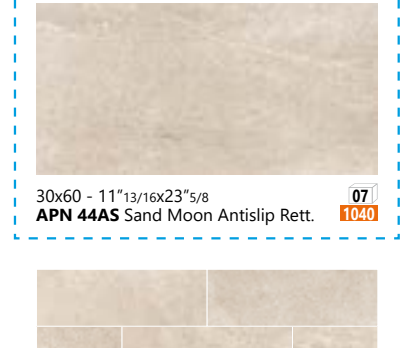
60x120 - 23⁵/₈x47¹/₄
APN 45RT Struttura Grooves Sand Moon Rettificato

02
1085



30x60 - 11¹³/₁₆x23⁵/₈
APN 46RT Sand Moon Rettificato

07
1035



30x60 - 11¹³/₁₆x23⁵/₈
APN 44AS Sand Moon Antislip Rett.

07
1040



30x60 - 11¹³/₁₆x23⁵/₈
APN 43RT Struttura Grooves Sand Moon Rettificato

07
1045



10x30 - 3¹⁵/₁₆x11¹³/₁₆
APN 41RT Muretto Sand Moon Rett.

28
1070




100x100 - 39³/₈x39³/₈
APN 104R Sand Moon Rettificato

02
1075



30x60 - 11¹³/₁₆x23⁵/₈
APN 04RT Provenzale Sand Moon Rett.

06
1150




30x60 - 11¹³/₁₆x23⁵/₈
APN 447N Mattoncino Sand Moon


04
3120




30x30 - 11¹³/₁₆x11¹³/₁₆
APN 445N Mos. 5x5 Sand Moon



30x30 - 11¹³/₁₆x11¹³/₁₆
APN 448N Trama Sand Moon/Rock Grey



30x30 - 11¹³/₁₆x11¹³/₁₆
APN 446N Sassi Sand Moon

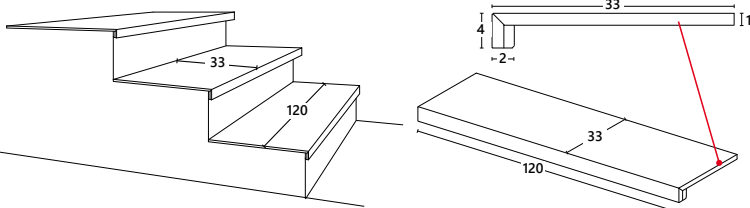


30x30 - 11¹³/₁₆x11¹³/₁₆
APN 481N Sassi Mix Chiaro



LA SCALA DI CASA TUA.

YOUR STAIRCASE. / DIE TREPPE IN IHREM ZUHAUSE. / L'ESCALIER DE VOTRE MAISON.



10
MM

15 230	01 670	01 676	01 676
Battiscopa 7x60 2 ³ / ₄ x23 ⁵ / ₈	Gradino Elle Rett. 33x120x4 13 ³ / ₄ x47 ¹ / ₄ x1 ⁹ / ₁₆	Angolo DX Rett. 33x120x4 13 ³ / ₄ x47 ¹ / ₄ x1 ⁹ / ₁₆	Angolo SX Rett. 33x120x4 13 ³ / ₄ x47 ¹ / ₄ x1 ⁹ / ₁₆
APN B40K	APN G41K	APN G42K	APN G43K

* 6 SETTIMANE DI CONSEGNA / DELIVERY WEEKS /
SECHS WOCHEN LIEFERZEIT / SEMAINES DE LIVRAISON



cm. 60x120
inch. 23⁵/₈x47¹/₄

TECHNICAL	DIN 51130	DIN 51097	BCR	ANSI DCOF	Deep Abrasion Resistance	MOHS	Recommended Use	Resistance to Staining	ANSI A 137.1
NATURAL	R10	A+B	DRY > 0.40 WET > 0.40	WET ≥ 0.42	< 175 mm ³	≥ 5	4	5	 V3
ANTISLIP	R11	A+B+C	DRY > 0.40 WET > 0.40	WET ≥ 0.42	< 175 mm ³	≥ 7	5	5	
20 MM	R11	A+B+C	DRY > 0.40 WET > 0.40	WET ≥ 0.42	< 130 mm ³	≥ 8	5	5	



60x120 - 23⁵/₈x47¹/₄
APN 49RT Sand Moon 20 MM Rett.



PEZZI SPECIALI ON DEMAND 20MM* Special coordinated pieces. Zusammenstellbare Formteile. Pièces spéciales coordonnées.

Toro Gradino 30x120	Bordo Rett. Antiderapant 30x60	Bordo Ang. SX Rett. 30x60	Bordo Ang. DX Rett. 30x60	Griglia Rettificata 20x60	Griglia Ang. SX Rett. 20x60	Griglia Ang. DX Rett. 20x60
APN G43K	APN W41K	APN W42K	APN W44K	APN W45K	APN W46K	APN W47K

* **SETTIMANE DI CONSEGNA / DELIVERY WEEKS / SECHS WOCHEN LIEFERZEIT / SEMAINES DE LIVRAISON**

OUT WALK TECHNICAL DATA 20 MM		Water Absorption	DIN 51130	DIN 51097	BS 7976 Pendulum Tester Average Values	MOHS	Modulus of Rupture	Breaking Strength (for square slabs)	Compressive Strength
Resistance to Staining	Resistance to household chemicals and swimming pool salts	≤ 0,03%	R11	A+B+C		wet ≥ 50 dry ≥ 55	≥ 8	≥ 50 N/mm ²	≥ 12.000 N
		Frost Resistance	Thermal Shock	Color Resistance UV Light	Reaction to Fire		≥ 500 kg/cm ²	≥ 1.200 kg	≥ 2.000 kg/cm ²
		Complies	Resistant	Resistant	A1FL		≥ 7,500 psi	≥ 2,700 lbs	≥ 29,000 psi

The International reference standards: ANSI - ASTM **NATURALE**


Characteristics and Test methods 	Requirements ANSI A 137.1	Our general values
Determination of water absorption - (ASTM C 373)	Average value $E_a \leq 0,5 \%$	Average value $\leq 0,06 \%$
Classification	Definition § 3.0	Porcelain tiles
		Physical properties
Breaking strength - (ASTM C 648)	Average ≥ 250 lbf (1.11 kN) Individual ≥ 225 lbf (1.00 kN)	Complies
Visible abrasion - (ASTM C 1027)	As reported	Class 0 - 5
Raccomandato use	Novabell criterion (see Annex N - ISO 13006 / EN 14411)	Class 4
Thermal shock resistance (ASTM C 428)	Pass	Complies
Crazing resistance (ASTM C 424)	Pass	Complies
Resistance to freeze/thaw cycling (ASTM C 1026)	As reported	Resistant
DCOF Resistance (ANSI A 137.1 Section 9.6)	≥ 0.42 ⁽¹⁾	DCOF ≥ 0.42
Bond strength (ASTM C 482)	≥ 50 psi (0.34 MPa)	> 1 MPa
Color Uniformity (ASTM C 609 and ANSI A 137.1 Section 9.3) ⁽²⁾	V0 - 3 Juds	See the specific section
		Chemical properties
Chemical resistance (ASTM C 650)	As reported	Resistant
Stain resistance (ASTM C 1378)	As reported	Resistant
		Dimensions - Calibrated tiles
Dimensions - (ASTM C 499) - (ASTM C 485) - (ASTM C 502)	See ANSI A 137.1 - Tab.10	Complies
		Dimensions - Rectified tiles
Dimensions - (ASTM C 499) - (ASTM C 485) - (ASTM C 502)	See ANSI A 137.1 - Tab.10	Complies
Scratch hardness of surface according to Mohs'	ex BS 6431-13 / ex EN 101	≥ 5

(1) For level interior spaces expected to be walked upon when wet - (2) For V0 tiles only

 La tabella in italiano con i dati tecnici è scaricabile su www.novabell.it

 Si vous le souhaitez, téléchargez le tableau contenant les données techniques en français en allant sur www.novabell.it

 The English language technical specification for each collection can be downloaded from www.novabell.it

 Die Tabelle in deutscher Sprache kann auf www.novabell.it heruntergeladen werden.

IMBALLI e PESI / Packaging and weights / Verpackungen und Gewichte / Emballages et poids

SCATOLA / BOX

PALLET

	pz	m2	kg	box	m2	kg	⊠
100x100	2	0	0	0	0	0	10,5
60x120	2	1,440	30,7 	32	46,080	983	10
20x120	4	0,960	21,2	40	38,400	848	10
60x60	3	1,080	22,5	40	43,200	900	10
30x60	7	1,260	25,9 	40	50,400	1036	10
10x30	28	0,840	18,2	56	47,040	1019	10
60x180	1	1,080	48,0 	20	21,600	960	20
60x120	1	0,720	32,2 	32	23,040	1030	20
60x90	1	0,540	23,9	44	26,760	1052	20
Modulo 3 formati	1 cp.	1,620	71,7 	14 cp.	22,680	1004	20



CAT-APN



NovaBell

NOVABELL SpA CERAMICHE ITALIANE
via Molino, 1 - 42014 Roteglia (RE), Italia
T +39 0536 86 11 11 - F +39 0536 85 12 05
info@novabell.it - export@novabell.it
www.novabell.it

