



#Paris

TALK WITH MODERN DESIGN



NovaBell



Paris

New amazing size
100
x
100

Talk with modern design

PARIS È LA MATERIA IN GRES PORCELLANATO CHE RIFLETTE **TUTTA LA BELLEZZA DELLE SUPERFICI IN RESINA**. PARIS È UN PROGETTO MODERNO CHE CATTURA LO SPAZIO CON IL FASCINO DI SUPERFICI URBAN-CHIC.

PARIS IS THE PORCELAIN STONEWARE MATERIAL THAT EVOKES **ALL THE BEAUTY OF RESIN SURFACES**. PARIS IS A MODERN PROJECT THAT CAPTURES SPACE WITH THE ALLURE OF URBAN-CHIC SURFACES.

Paris est la matière en grès cérame qui exprime **toute la beauté des surfaces en résine**. Paris est un projet moderne qui capture l'espace sous le charme des finitions « urban-chic ».

Paris ist eine Feinsteinzeugfliese, die **die vollendete Ästhetik von Kunstharzflächen nachempfndet**. Paris ist ein modernes Projekt, das den Raum mit einem Urban-Chic-Design prägt.

NEW AMAZING SIZE EVEN MORE SPACE

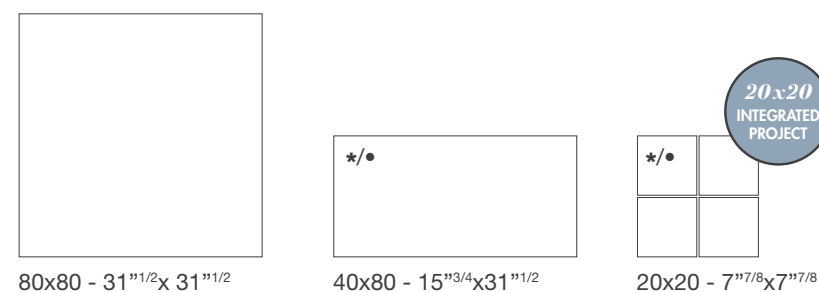

IL PROGETTO PARIS SI ARRICCHISCE DEL
MAGNIFICO FORMATO 100X100 CM
CONCEDENDO ALLE SUPERFICI UNA
IMPAGABILE CONTINUITÀ VISIVA.

IL DINAMISMO GRAFICO E I PREZIOSI MOVIMENTI
MATERICI SI RINNOVANO ALL'INTERNO DI
GRANDI MODULI CERAMICI, NOVABELL MOLTIPLICA
IL VALORE DI TUTTI I MAGNIFICI DETTAGLI CHE
RIEVOCANO LA STESURA MANUALE DELLA RESINA.

THE PARIS PROJECT NOW INCLUDES THE
MAGNIFICENT 100X100 CM SIZE, TO GIVE SURFACES
A PRICELESS **VISUAL CONTINUITY THE VIBRANT
PATTERNS** AND EXQUISITE TACTILE VARIATIONS ARE
RENEWED IN LARGE CERAMIC MODULES; NOVABELL
MULTIPLIES THE BEAUTY OF ALL THE SPLENDID DETAILS
THAT EVOKE THE MANUAL APPLICATION OF RESIN.

DAS KONZEPT PARIS WIRD ERWEITERT: DAS
GROSSFORMAT 100x100 CM SORGT FÜR
NAHTLOS GESCHLOSSENE FLÄCHENBILDER. DIE
DYNAMISCHEN STRUKTUREN UND KOSTBAREN
MATERIALZEICHNUNGEN WERDEN VON NOVABELL AUF
GROSSFORMATEN ELEGANT ZUR GELTUNG GEBRACHT.
DIE TYPISCHEN DETAILS, DIE AN DEN MANUELLEN
AUFTRAG VON HARZBESCHICHTUNGEN ERINNERN,
ERHALTEN EINE NOCH WERTIGERE AUSSTRAHLUNG.

LE PROJET PARIS S'ENRICHIT AVEC LE MAGNIFIQUE
FORMAT 100x100 CM EN DONNANT AUX SURFACES
UNE CONTINUITÉ VISUELLE EXCEPTIONNELLE.
LE DYNAMISME GRAPHIQUE ET LES DÉLICATS
MOUVEMENTS DE MATIÈRES SE RENOUVELLENT DANS
DE GRANDS MODULES CÉRAMIQUES, NOVABELL
MULTIPLIE LA VALEUR DE TOUS LES DÉTAILS ADMIRABLES
QUI ÉVOQUENT L'APPLICATION
MANUELLE DE LA RÉSINE.



7
SIZES



MODERN COLOUR SHADES



LA PALETTE CROMATICA PARIS TRAE ISPIRAZIONE DALLE ULTIME TENDENZE DELL'INTERIOR DESIGN. CINQUE TONALITÀ NATURALI E POLVEROSE NATE PER ESSERE ABBINATE O PER VESTIRE SOFISTICATI SPAZI MONOCROMATICI.

THE PARIS COLOUR RANGE DRAWS INSPIRATION FROM THE LATEST INTERIOR DESIGN TRENDS. FIVE NATURAL, DUSTY SHADES CONCEIVED FOR USE IN COMBINATION, OR FOR SOPHISTICATED MONOCHROME SPACES.

La palette de couleurs Paris s'inspire des dernières tendances en décoration d'intérieur. Cinq tonalités naturelles et *poudrées* créées pour s'associer ou pour revêtir les cadres monochromes sophistiqués.

Die Farbenpalette von Paris ist an den neuesten Trends im Innendesign inspiriert. Fünf natürliche und *staubige* Töne, die zur kombinierten Verlegung oder zur einfarbigen Gestaltung eleganter Räume konzipiert wurden.

THREE-DIMENSIONAL SCULPTURAL SURFACES



I MODULI **ZIG ZAG E RIGHE** TRASFERISCONO **FASCINO CARISMATICO ALLE SUPERFICI VERTICALI**, LE TEXTURE DAL SAPORE METROPOLITANO INTERPRETANO LO SPAZIO CON DINAMISMO, GARANTENDO **SCENOGRAFIE MATERICHE UNICHE**. LE STRUTTURE TRIDIMENSIONALI PARIS SONO PROGETTATE PER ESSERE INDUSTRIALIZZATE IN LINEA, QUESTA CARATTERISTICA NON PONE LIMITI DI POSA E UTILIZZO.

THE **ZIG ZAG AND RIGHE** MODULES BRING A **CHARISMATIC APPEAL TO VERTICAL SURFACES**; THEIR TEXTURES, WITH A METROPOLITAN FLAVOUR, DEFINE SPACE WITH DYNAMISM, FOR **UNIQUE, TACTILE EFFECTS**. THE PARIS THREE-DIMENSIONAL STRUCTURES ARE DESIGNED FOR IN-LINE INDUSTRIALISATION, MEANING THERE ARE NO LIMITS ON THEIR INSTALLATION AND USE.

Les modules **Zig Zag et Righe** donnent du **charisme aux surfaces verticales**. Les textures à l'esprit métropolitain apportent à l'espace dynamisme et créent des **exceptionnels effets de matières**. Les structures tridimensionnelles Paris sont faites pour être industrialisées en ligne. Cette caractéristique l'affranchit de toutes les limites de pose et d'application.

Die Module **Zig Zag und Righe** verleihen **vertikalen Flächen** einen **charismatischen Charme**. Die Texturen im Urban-Look verbreiten eine dynamische Ausstrahlung und garantieren **einmalige materialbetonte Effekte**. Die 3D-Reliefs von Paris wurden für eine industrielle Linienfertigung konzipiert, wodurch den Verlege- und Anwendungsmöglichkeiten keine Grenzen gesetzt sind.

Los módulos **Zig Zag y Righe** transmiten un **encanto carismático a las superficies verticales**, las texturas de sabor metropolitano interpretan el espacio con dinamismo, garantizando **escenografías matéricas únicas**. Las estructuras tridimensionales de Paris se proyectan para ser industrializadas en línea, característica esta que permite la máxima libertad de colocación y de uso.

Модули **Zig Zag (зигзаг)** и **Righe (в полоску)** наделяют **вертикальные поверхности харизматическим очарованием**. Текстуры в городском вкусе придают динамизм пространствам, оформляя **уникальные по своим характеристикам интерьеры**. Рельефные элементы Paris созданы для стандартного серийного производства, таким образом обеспечивая их совершенно свободную укладку и применение.

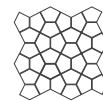




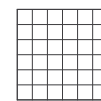
Decors

TAILOR-MADE SIZE

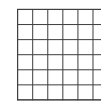
OGNI MODULO PARIS È STATO PENSATO E PROGETTATO PER FAR RISALTARE L'AUTENTICITÀ MATERICA. DAI GRANDI MODULI 120X120 CM CHE DONANO CONTINUITÀ DI SUPERFICIE AI PREZIOSI 20X20 CM, RICCHI DI PERSONALITÀ, IDEALI PER TUTTI I PICCOLI SPAZI PUBBLICI E DOMESTICI.



Mosaico Losanga
27x27 - 10^{5/8}x10^{5/8}



Mosaico 5x5 Mix
30x30 - 11^{13/16}x11^{13/16}



Mosaico 5x5
30x30 - 11^{13/16}x11^{13/16}



Decoro Brosse
40x80 - 15^{3/4}x31^{1/2}



Tozzetti 5x5
5x5 - 2"x2"

EVERY PARIS MODULE IS CONCEIVED AND DESIGNED FOR THE UTMOST TACTILE AUTHENTICITY. FROM THE LARGE 60X120 CM MODULES THAT GIVE CONTINUITY TO SURFACES TO THE EXQUISITE 20X20 CM TILES, RICH IN PERSONALITY, IDEAL FOR ALL SMALL PUBLIC AND DOMESTIC SPACES.

Chaque module Paris a été conçu et mis au point pour exalter l'authenticité de la matière. Des grands modules 120x120 cm apportant continuité visuelle aux délicats formats 20x20 cm de caractère, parfaits pour tous les petits espaces publics et résidentiels.

Die Module der Serie Paris bringen den authentischen Charakter der materialbetonten Optik zur Geltung. Von den großen Modulen 120x120 cm für einheitliche Flächengestaltungen bis zu den wertigen Modulen 20x20 cm für charaktervolle Akzente, die für alle kleinen Räume im privaten und öffentlichen Bereich geeignet sind.

PROGETTO INTEGRATO

INTEGRATED PROJECT

PARIS SI INSERISCE
ALL'INTERNO DEL
**PROGETTO INTEGRATO
NOVABELL, SUPERFICI
NATE PER MISCELARSI
LE UNE ALLE ALTRE,
CREANDO SINERGIE
INEDITE** ARRICCHENDO
COSÌ IL PROGETTO
ARCHITETTONICO
CONTEMPORANEO.

PARIS BELONGS TO THE
**NOVABELL INTEGRATED
PROJECT OF SURFACES
DESIGNED FOR
MIXING WITH EACH
OTHER, CREATING
ORIGINAL SYNERGIES
AND ENRICHING
THE POTENTIAL OF
CONTEMPORARY
ARCHITECTURE.**

Paris s'inscrit dans le cadre du **projet
intégré NovaBell, des surfaces nées
pour se mélanger entre elles et pour
former des synergies inédites** qui
enrichissent le projet d'architecture
contemporaine.

Paris fügt sich in das **integrierte
NovaBell Konzept** ein. **Oberflächen,
die in ungewöhnlichen
Kompositionen zusammenwirken** und
somit den Spielraum für moderne
Gestaltungskonzepte bereichern.



DÉCO
STYLISH & DECORATIVE SURFACE




Plume

THE GREAT
FUNCTIONAL
BEAUTY



WALL: Plume Rettificato 60x120 - 23^{5/8} x 47^{1/4}
FLOOR: Plume Rettificato 100x100 - 39^{3/8} x 39^{3/8}

New amazing size
100
x
100

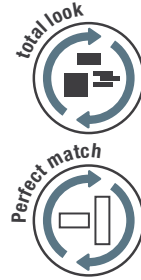


Plume

THE GREAT FUNCTIONAL BEAUTY

I GRANDI MODULI 100x100 CM SI COORDINANO PERFETTAMENTE AI FORMATI CERAMICI ESISTENTI. PARIS INTRECCIA UN'ARMONIOSA RELAZIONE TRA PARETI, PAVIMENTI E TUTTI GLI ELEMENTI ARCHITETTONICI FUNZIONALI, COMBINANDO FORMATI E INTRECCI CROMATICI.

THE LARGE 100x100 CM MODULES ARE A PERFECT MATCH WITH THE EXISTING TILE SIZES. PARIS WEAVES A FLAWLESS RELATIONSHIP BETWEEN WALLS, FLOORS AND ALL FUNCTIONAL ARCHITECTURAL FEATURES, COMBINING SIZES AND INTERSECTING COLOURS.



DIE GROSSFORMATE 100x100 CM PASSEN PERFEKT ZU DEN BEREITS VORHANDENEN KERAMIKFORMATEN. PARIS LÄSST DURCH DIE KOMBINATION VON FORMATEN UND FARBEN EINE GELUNGENE LIAISON ZWISCHEN WAND, BODEN UND ALLEN WEITEREN FUNKTIONALEN BAUELEMENTEN ENTSTEHEN.

LES GRANDS MODULES 100x100 CM SONT PARFAITEMENT COORDONNÉS AVEC LES FORMATS CÉRAMIQUES EXISTANTS. PARIS TISSE UNE RELATION HARMONIEUSE ENTRE MURS, SOLS ET TOUS LES ÉLÉMENTS ARCHITECTURAUX FONCTIONNELS, EN COMBINANT LES FORMATS ET LES ALLIANCES CHROMATIQUES.





Ciment + Noir
FOREVER YOUNG

WALL: Ciment Rettificato 40x80 - 15^m3/4x31^m1/2
Mosaico Losanga Ciment 27x27 - 10^m5/8x10^m5/8
FLOOR: Noir Rettificato 80x80 - 31^m1/2x31^m1/2



I GRANDI MODULI PARIS, POSATI CON FUGA MINIMA, ATTRAVERSANO LO SPAZIO DISEGNANDO SUPERFICI SENZA SOLUZIONE DI CONTINUITÀ. **NOVABELL PENSA E PRODUCE MATERIE CERAMICHE EVOLUTE CAPACI DI CONSERVARE NEL TEMPO FASCINO E PERFORMANCE.**

INSTALLED WITH A MINIMAL JOINT, THE LARGE PARIS MODULES SWEEP ACROSS SPACE, FORMING UNBROKEN SURFACES. **NOVABELL CONCEIVES AND PRODUCES STATE-OF-THE-ART CERAMIC MATERIALS THAT WILL CONSERVE THEIR BEAUTY AND PERFORMANCE OVER TIME.**

Posés à joints réduits, les grands modules Paris traversent l'espace pour dessiner des surfaces continues. **NovaBell conçoit et fabrique des céramiques d'avant-garde, à même de conserver à jamais charme et performance.**

Die großen Module von Paris ziehen sich bei einer Verlegung mit minimaler Fugenbreite mit einem nahtlosen Flächenbild durch den Raum. **NovaBell entwickelt und fertigt moderne Keramik, die ihre Schönheit und ihre Leistungsmerkmale auf lange Zeit bewahrt.**





Noir

PERSONAL CREATIVITY



NOVABELL NON PONE LIMITI ALLA CREATIVITÀ PERSONALE E SUGGERISCE ABBINAMENTI TRA MATERIE CERAMICHE E ATTRAVERSO L'USO MODERNO DEL MIX&MATCH COMPONE SPAZI CHE FANNO CONVIVERE EFFETTI LEGNO, RESINA, MODULI TRIDIMENSIONALI E DECORAZIONI DAL SAPORE RÉTRO.

NOVABELL SETS NO LIMITS TO PERSONAL CREATIVITY AND SUGGESTS COMBINATIONS BETWEEN CERAMIC MATERIALS. WITH MODERN USE OF THE MIX&MATCH APPROACH, IT BUILDS UP SPACES THAT BRING TOGETHER WOOD AND RESIN EFFECTS, THREE-DIMENSIONAL MODULES AND RETRO DECORATIONS.

Righe

NovaBell libère totalement la créativité personnelle, encourageant l'union entre les différentes matières céramiques. Par un emploi moderne du Mix&Match, NovaBell dessine des espaces où cohabitent l'effet bois, l'effet résine, les modules tridimensionnels et les décorations à l'esprit rétro.

NovaBell setzt der persönlichen Gestaltungsfreiheit keine Grenzen und empfiehlt Materialkompositionen aus Keramik im modernen Mix&Match-Stil für Raumgestaltungen, in denen Holz- und Kunstharzoptiken, Module mit 3D-Reliefs und Dekorationen im Retro-Look effektiv miteinander kombiniert werden.




Ash

WELCOMING SPACES



WALL: Struttura Zig Zag Ash Rettificato 40x80 - 15^{3/4}"x31^{1/2}" / Ash Rettificato 40x80 - 15^{3/4}"x31^{1/2}" / DÉCO Cémentine Mix 20x20 - 7^{7/8}"x7^{7/8}"
FLOOR: Mos. 5x5 Noir 30x30 - 11^{13/16}"x11^{13/16}" / EICHE Scottish Rettificato 20x120 - 7^{7/8}"x47^{1/4}"



LA STANZA DA BAGNO È LO SPAZIO INTIMO E PREZIOSO DOVE CONVERGONO L'ENERGIA CREATIVA NOVABELL E LE SOLUZIONI TECNOLOGICHE DEL GRES PORCELLANATO PIÙ EVOLUTO. STRUTTURE TRIDIMENSIONALI, MOSAICI ED EFFETTI LEGNO CONVIVONO IN ARMONIA OFFRENDO BELLEZZA, COMFORT E PRATICITÀ.

THE BATHROOM IS THE INTIMATE, PRECIOUS SPACE WHERE NOVABELL'S CREATIVE ENERGY AND THE TECHNOLOGICAL SOLUTION OF LEADING-EDGE PORCELAIN STONEWARE CONVERGE. THREE-DIMENSIONAL STRUCTURES, MOSAICS AND WOOD EFFECTS FORM AN ATTRACTIVE BLEND OF BEAUTY, COMFORT AND PRACTICALITY.

La salle de bains est la pièce intime et précieuse où fusionnent l'énergie créatrice de NovaBell et la force technologique du grès cérame le plus sophistiqué. Les structures tridimensionnelles, les mosaïques et les effets bois se côtoient en parfaite harmonie, apportant beauté, confort et utilité pratique.

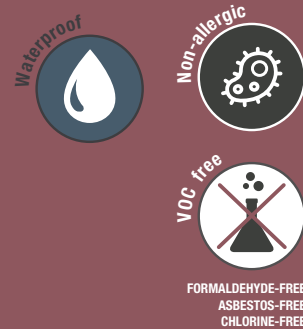
Das Bad ist ein intimer Raum, wo die Ausstrahlung des NovaBell Designs und die technischen Vorzüge von modernem Feinsteinzeug zusammentreffen. 3D-Reliefs, Mosaik und Holzoptiken harmonisieren miteinander und bieten Schönheit, Komfort und Funktionalität.

Amande

SMOOTH TOUCH

LIEVISSIME INCRESPATURE E SMALTI SETOSI RICHIAMANO LE ABILI STESURE ARTIGIANALI, INSIEME AI PICCOLI MODULI 20X20 CM EVOCANO STANZE PIENE DI CALORE, CON **TUTTA LA SICUREZZA DI UN GRES PORCELLANATO ECOLOGICO E SICURO.**

THE SUBTLEST OF WRINKLES AND SILKY GLAZES RECALL MATERIALS SPREAD BY CRAFTSMEN; TOGETHER WITH THE SMALL 20X20 CM MODULES, THEY EVOKE ROOMS FULL OF WARMTH, WITH ALL THE REASSURANCE OF AN ECO-FRIENDLY, SAFE PORCELAIN STONeware.



Les ondulations discrètes et les émaux soyeux rappellent le travail des maîtres-artisans et, avec les petits modules 20x20 cm, donnent aux pièces une impression de chaleur, avec **toute la sécurité d'un grès cérame écologique et sûr.**

Feine Kräuselungen und seidige Glasuren erzeugen eine Optik, die den handwerklichen Spuren auf der Oberfläche nachempfunden ist. In Kombination mit den kleinen Modulen 20x20 cm entstehen dadurch Räume voll warmer Ausstrahlung, die durch die **ökologische Unbedenklichkeit des Feinsteinzeugs** einen zusätzlichen Vorzug erhalten.



WALL: Struttura Zig Zag Amande Rettificato 40x80 - 15^{3/4}x31^{1/2} / Tozzetto Zig Zag Amande Rettificato 20x20 - 7^{7/8}x7^{7/8}
FLOOR: Amande Rettificato 80x80 - 31^{1/2}x31^{1/2}





Plume + Ash

**BRIGHT
SURFACE**

WALL: Tozzetto Righe Plume Rettificato 20x20 - 7^{7/8}x7^{7/8} / Plume Rettificato 20x20 - 7^{7/8}x7^{7/8} / EICHE Scottish Rettificato 26x160 - 10^{1/4}x63"
WASHBASIN: EICHE Scottish Rettificato 26x160 - 10^{1/4}x63"
FLOOR: Ash Rettificato 80x80 - 31^{1/2}x31^{1/2}



LE TONALITÀ LUMINOSE E LA MORBIDA FINITURA DI SUPERFICIE RIMANDANO ALL'ARCHITETTURA UN'ESTETICA PREZIOSA E ASSOLUTO CALORE. IL GRES PORCELLANATO NOVABELL È UN MATERIALE INSENSIBILE AL CALPESTIO, FACILE DA PULIRE, IGIENICO E PRATICO, CARATTERISTICHE IMPRESCINDIBILI PER GLI SPAZI WELLNESS E TUTTI I LUOGHI PUBBLICI.

THE GLOWING COLOURS AND SOFT SURFACE FINISH CONTRIBUTE AN EXQUISITE AESTHETIC AND UNRIVALLED WARMTH TO ARCHITECTURAL SPACES. NOVABELL PORCELAIN STONEWARE IS IMMUNE TO FOOT TRAFFIC WEAR, EASY TO CLEAN, HYGIENIC AND PRACTICAL, ESSENTIAL CHARACTERISTICS FOR WELLNESS LOCATIONS AND ALL PUBLIC PLACES.



Les tonalités lumineuses et la douce finition superficielle apportent à l'architecture une esthétique précieuse et une chaleur absolue. Le grès cérame NovaBell est une matière résistante au piétinement, facile à nettoyer, hygiénique et pratique. Ce sont là des caractéristiques indispensables pour les centres de bien-être et pour tous les lieux publics.

Die leuchtenden Farbtöne und die weiche Haptik schaffen eine elegante, warme Ausstrahlung. NovaBell Feinsteinzeug ist verschleißfestes, reinigungsfreundliches, hygienisches und praktisches Material. Aufgrund dieser Eigenschaften eignet es sich hervorragend für Gestaltungen im Wellnesssektor und im Objektbereich.



Ciment + Plume

CONTEMPORARY
INDUSTRIAL-CHIC



WALL: Struttura Zig Zag Plume Rettificato 40x80 - 15^{3/4}x31^{11/2} / Struttura Zig Zag Ciment Rettificato 40x80 - 15^{3/4}x31^{11/2}
FLOOR: Ciment Rettificato 80x80 - 31^{11/2}x31^{11/2}



PARIS SA INTERPRETARE GLI SPAZI PUBBLICI SEGUENDO L'EVOLUZIONE DELLE MODE E DEL TEMPO. **IL DESIGN DELLA MATERIA OFFRE UNO SPAZIO PRIVILEGIATO DOVE LA SPERIMENTAZIONE NON È MAI FINE A SE STESSA, MA OFFRE UN SISTEMA DI SUPERFICI ACCOGLIENTI DA VIVERE TUTTI I GIORNI.**

PARIS SUCCESSFULLY INTERPRETS PUBLIC SPACES IN LINE WITH THE DEVELOPMENTS OF FASHION AND TIME. **THE MATERIAL'S DESIGN CREATES LUXURY INTERIORS WHERE EXPERIMENTATION IS NEVER AN END IN ITSELF, BUT ORIGINATES A SYSTEM OF WELCOMING SURFACES TO BE ENJOYED EVERY DAY.**

Paris sait interpréter les lieux publics en suivant l'évolution des modes et du temps. **L'esprit design de la matière crée un espace privilégié, où l'expérimentation n'est pas une fin en soi, mais un système de surfaces accueillantes à vivre tous les jours.**

Paris verleiht öffentlichen Räumen einen zeitgemäßen, modischen Look. **Das Design der Fliese bietet einen gestalterischen Spielraum, wo das Experimentieren nicht zum Selbstzweck dient, sondern ein System von Oberflächen mit gemütlicher Ausstrahlung für eine ungezwungene Atmosphäre hervorbringt.**



WALL: Tozzetto Righe Plume Rettificato 20x20 - 7^{7/8} x 7^{7/8} / Tozzetto Righe Nbir Rettificato 20x20 - 7^{7/8} x 7^{7/8}



WALL: Ciment Rettificato 20x20 - 7^{7/8} x 7^{7/8} / Tozzetto Righe Ciment Rettificato 20x20 - 7^{7/8} x 7^{7/8}

#Paris



cm. 80x160 cm. 80x80 cm. 40x80 cm. 100x100 cm. 60x120 cm. 60x60 cm. 30x60 cm. 20x20
 inch 31¹/₂x63" inch 31¹/₂x31¹/₂" inch 15³/₄x31¹/₂" inch 39³/₈x39³/₈" inch 23⁵/₈x47⁷/₈" inch 23⁵/₈x23⁵/₈" inch 11¹/₂x16x23⁵/₈" inch 7⁷/₈x7⁷/₈"



80x80 - 31¹/₂x31¹/₂"
PRS 18RT Ash Rettificato **02**
1080



40x80 - 15³/₄x31¹/₂"
PRS 14RT Ash Rettificato **04**
1090



40x80 - 15³/₄x31¹/₂"
PRS 17RT Struttura Zig Zag Ash Rett. **04**
1100



40x80 - 15³/₄x31¹/₂"
PRS 19RT Struttura Righe Ash Rett. **04**
1100



20x20 - 7⁷/₈x7⁷/₈"
PRS 12RT Ash Rett. **27**
1105



20x20 - 7⁷/₈x7⁷/₈"
PRS 11RT Tozz. Zig-Zag Ash Rett. **27**
1110



20x20 - 7⁷/₈x7⁷/₈"
PRS 15RT Tozz. Righe Ash Rett. **27**
1110



80x160 - 31¹/₂x63"
PRS 186R Ash Rettificato **02**
1110



7x80 - 2³/₄x31¹/₂"
PRS B18K Battiscopa Ash Rettificato **08**
260

COORDINATED DÉCO

20x20 - 7⁷/₈x7⁷/₈"
DEC 272K Cementine Mix **27**
1105



TECHNICAL DATA

#ash

TECHNICAL	DIN 51130	DIN 51097	BCR	ANSI DCOF	Deep Abrasion Resistance	MOHS	Recommended Use	Resistance to Staining	ANSI A 137.1
N NATURAL	R9	-	DRY > 0.40 WET > 0.40	WET ≥ 0.42	< 50 mm ³	≥ 5	4	5	V2



100x100 - 39³/₈x39³/₈"
PRS 101R Ash Rettificato **02**
1090




60x120 - 23⁵/₈x47⁷/₈"
PRS 01RT Ash Rettificato **02**
1080



60x60 - 23⁵/₈x23⁵/₈"
PRS 10RT Ash Rettificato **03**
1060




30x60 - 11¹/₂x16x23⁵/₈"
PRS 16RT Ash Rettificato **07**
1035



27x27 - 10⁵/₈x10⁵/₈"
PRS 117K Mos. Losanga Ash **10**
3150



30x30 - 11¹/₂x11¹/₂"
PRS 115K Mos. 5x5 Mix Ash **10**
3120



30x30 - 11¹/₂x11¹/₂"
PRS 119K Mos. 5x5 Ash **10**
3115



30x60 - 11¹/₂x16x23⁵/₈"
PRS 13RT Struttura Righe Ash Rett. **07**
1070




7x60 - 2³/₄x23⁵/₈"
PRS B10K Battiscopa Ash Rett. **15**
230

#Paris



cm. 80x160 cm. 80x80 cm. 40x80 cm. 100x100 cm. 60x120 cm. 60x60 cm. 30x60 cm. 20x20
 inch 31 1/2x63" inch 31 1/2x31 1/2" inch 15 3/4x31 1/2" inch 39 3/8x39 3/8" inch 23 5/8x47 1/4" inch 23 5/8x23 5/8" inch 11 1/2x16 1/2" inch 7 7/8x7 7/8"



40x80 - 15 3/4x31 1/2
PRS 24RT Ciment Rettificato

04
 1090

20x20 - 7 7/8x7 7/8
PRS 22RT Ciment Rett.

27
 1105



40x80 - 15 3/4x31 1/2
PRS 27RT Struttura Zig Zag Ciment Rett.

04
 1100



20x20 - 7 7/8x7 7/8
PRS 21RT Tozz. Zig-Zag Ciment Rett.

27
 1110



40x80 - 15 3/4x31 1/2
PRS 29RT Struttura Righe Ciment Rett.

04
 1100



20x20 - 7 7/8x7 7/8
PRS 25RT Tozz. Righe Ciment Rett.

27
 1110

80x80 - 31 1/2x31 1/2
PRS 28RT Ciment Rettificato

02
 1080



80x160 - 31 1/2x63"
PRS 286R Ciment Rettificato

02
 1110



7x80 - 2 3/4x31 1/2
PRS B28K Battiscopa Ciment Rettificato

08
 260

COORDINATED DÉCO

20x20 - 7 7/8x7 7/8
DEC 472K Cementine Mix Light Beige

20x20 - 7 7/8x7 7/8
DEC 227K Cementine Color Mix



TECHNICAL DATA

#ciment

TECHNICAL	DIN 51130	DIN 51097	BCR	ANSI DCOF	Deep Abrasion Resistance	MOHS	Recommended Use	Resistance to Staining	ANSI A 137.1
N NATURAL	R9	-	DRY > 0.40 WET > 0.40	WET ≥ 0.42	< 50 mm³	≥ 5	4	5	V2



100x100 - 39 3/8x39 3/8
PRS 102R Ciment Rettificato

02
 1090



60x120 - 23 5/8x47 1/4
PRS 02RT Ciment Rettificato

02
 1080



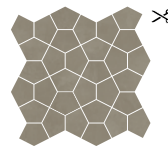
60x60 - 23 5/8x23 5/8
PRS 20RT Ciment Rettificato

03
 1060




30x60 - 11 1/2x16 1/2
PRS 26RT Ciment Rettificato

07
 1035




27x27 - 10 5/8x10 5/8
PRS 227K Mos. Losanga Ciment

10
 3150



30x30 - 11 1/2x11 1/2
PRS 225K Mos. 5x5 Mix Ciment

10
 3120



30x30 - 11 1/2x11 1/2
PRS 229K Mos. 5x5 Ciment

10
 3115



7x60 - 2 3/4x23 5/8
PRS B20K Battiscopa Ciment Rett.


15
 230

#Paris


cm. 80x160 **cm. 80x80** **cm. 40x80** **cm. 100x100** **cm. 60x120** **cm. 60x60** **cm. 30x60** **cm. 20x20**
 inch 31¹/₂x63" inch 31¹/₂x31¹/₂" inch 15³/₈x31¹/₂" inch 39³/₈x39³/₈" inch 23⁵/₈x47¹/₄" inch 23⁵/₈x23⁵/₈" inch 11¹/₂x16x23⁵/₈" inch 7⁷/₈x7⁷/₈"



80x80 - 31¹/₂x31¹/₂"
PRS 88RT Plume Rettificato **02**
1080




40x80 - 15³/₈x43¹/₂"
PRS 84RT Plume Rettificato **04**
1090




40x80 - 15³/₈x43¹/₂"
PRS 87RT Struttura Zig Zag Plume Rett. **04**
1100




40x80 - 15³/₈x43¹/₂"
PRS 89RT Struttura Righe Plume Rett. **04**
1100



20x20 - 7⁷/₈x7⁷/₈"
PRS 82RT Plume Rett. **27**
1105




20x20 - 7⁷/₈x7⁷/₈"
PRS 81RT Tozz. Zig-Zag Plume Rett. **27**
1110



20x20 - 7⁷/₈x7⁷/₈"
PRS 85RT Tozz. Righe Plume Rett. **27**
1110



80x160 - 31¹/₂x63"
PRS 886R Plume Rettificato **02**
1110




7x80 - 2³/₈x43¹/₂"
PRS B88K Battiscopa Plume Rettificato **08**
260

COORDINATED DÉCO


20x20 - 7⁷/₈x7⁷/₈" **27**
DEC 272K Cementine Mix **1105**




TECHNICAL DATA

TECHNICAL	DIN 51130	DIN 51097	BCR	ANSI DCOF	Deep Abrasion Resistance	MOHS	Recommended Use	Resistance to Staining	ANSI A 137.1
N NATURAL	R9	-	DRY > 0.40 WET > 0.40	WET ≥ 0.42	< 50 mm ³	≥ 5	4	5	 V2

#plume



100x100 - 39³/₈x39³/₈"
PRS 108R Plume Rettificato **02**
1090



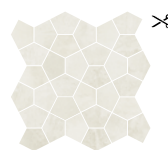
60x120 - 23⁵/₈x47¹/₄"
PRS 08RT Plume Rettificato **02**
1080




60x60 - 23⁵/₈x23⁵/₈"
PRS 80RT Plume Rettificato **03**
1060



30x60 - 11¹/₂x16x23⁵/₈"
PRS 86RT Plume Rettificato **07**
1035



27x27 - 10⁵/₈x10⁵/₈"
PRS 887K Mos. Losanga Plume **10**
3150



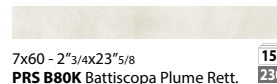
30x30 - 11¹/₂x11¹/₂"
PRS 885K Mos. 5x5 Mix Plume **10**
3120



30x30 - 11¹/₂x11¹/₂"
PRS 889K Mos. 5x5 Plume **10**
3115



30x60 - 11¹/₂x16x23⁵/₈"
PRS 83RT Struttura Righe Plume Rett. **07**
1070



7x60 - 2³/₈x43¹/₂"
PRS B80K Battiscopa Plume Rett. **15**
230

#Paris

9.5 mm **cm. 80x80** **cm. 40x80** **cm. 60x120** **cm. 60x60** **cm. 30x30** **cm. 20x20**
 inch 31¹/₂x31¹/₂ inch 15³/₄x31¹/₂ inch 23⁵/₈x47¹/₄ inch 23⁵/₈x23⁵/₈ inch 11¹/₂x16x23⁵/₈ inch 7⁷/₈x7⁷/₈



80x80 - 31¹/₂x31¹/₂ **02**
PRS 98RT Noir Rettificato **1080**




40x80 - 15³/₄x31¹/₂ **04**
PRS 94RT Noir Rettificato **1090**



20x20 - 7⁷/₈x7⁷/₈ **27**
PRS 92RT Noir Rett. **1105**



40x80 - 15³/₄x31¹/₂ **04**
PRS 97RT Struttura Zig Zag Noir Rett. **1100**



20x20 - 7⁷/₈x7⁷/₈ **27**
PRS 91RT Tozz. Zig-Zag Noir Rett. **1110**



40x80 - 15³/₄x31¹/₂ **04**
PRS 99RT Struttura Righe Noir Rett. **1100**



20x20 - 7⁷/₈x7⁷/₈ **27**
PRS 95RT Tozz. Righe Noir Rett. **1110**



40x80 - 15³/₄x31¹/₂ **04**
PRS 990K Decoro Brosse Noir Rett. **627**



7,5x80 - 2¹⁵/₁₆x31¹/₂ **06**
PRS 991K Listello Brosse Noir Rett. **350**



7x80 - 2³/₄x31¹/₂ **08**
PRS B98K Battiscopa Noir Rettificato **260**

COORDINATED DÉCO

20x20 - 7⁷/₈x7⁷/₈ **27**
DEC 272K Cementine Mix **1105**




TECHNICAL DATA

TECHNICAL	DIN 51130	DIN 51097	BCR	ANSI DCOF	Deep Abrasion Resistance	MOHS	Recommended Use	Resistance to Staining	ANSI A 137.1
N NATURAL	R9	-	DRY > 0.40 WET > 0.40	WET ≥ 0.42	< 50 mm ³	≥ 5	4	5	V2

#noir




60x120 - 23⁵/₈x47¹/₄ **02**
PRS 09RT Noir Rettificato **1080**




60x60 - 23⁵/₈x23⁵/₈ **03**
PRS 90RT Noir Rettificato **1060**



30x60 - 11¹/₂x16x23⁵/₈ **07**
PRS 96RT Noir Rettificato **1035**



27x27 - 10⁵/₈x10⁵/₈ **10**
PRS 997K Mos. Losanga Noir **3150**



30x30 - 11¹/₂x11¹/₂ **10**
PRS 995K Mos. 5x5 Mix Noir **3120**



30x30 - 11¹/₂x11¹/₂ **10**
PRS 999K Mos. 5x5 Noir **3115**



7x60 - 2³/₄x23⁵/₈ **15**
PRS B90K Battiscopa Noir Rett. **230**

#Paris

9.5 mm
 cm. 80x80 inch 31 1/2x31 1/2
 cm. 40x80 inch 15 3/4x31 1/2
 cm. 60x120 inch 23 5/8x47 1/4
 cm. 60x60 inch 23 5/8x23 5/8
 cm. 30x60 inch 11 1/2x23 5/8
 cm. 20x20 inch 7 7/8x7 7/8



80x80 - 31 1/2x31 1/2
PRS 48RT Amande Rettificato

02
 1080



40x80 - 15 3/4x31 1/2
PRS 44RT Amande Rettificato

04
 1090



20x20 - 7 7/8x7 7/8
PRS 42RT Amande Rett.

27
 1105



40x80 - 15 3/4x31 1/2
PRS 47RT Struttura Zig Zag Amande Rett.

04
 1100



20x20 - 7 7/8x7 7/8
PRS 41RT Tozz. Zig-Zag Amande Rett.

27
 1110



40x80 - 15 3/4x31 1/2
PRS 49RT Struttura Righe Amande Rett.

04
 1100



20x20 - 7 7/8x7 7/8
PRS 45RT Tozz. Righe Amande Rett.

27
 1110

COORDINATED DÉCO

20x20 - 7 7/8x7 7/8
DEC 472K Cementine Mix Light Beige 1105

20x20 - 7 7/8x7 7/8
DEC 227K Cementine Color Mix 1105



7x80 - 2 3/4x31 1/2
PRS B48K Battiscopa Amande Rettificato

08
 260



TECHNICAL DATA

TECHNICAL	DIN 51130	DIN 51097	BCR	ANSI DCOF	Deep Abrasion Resistance	MOHS	Recommended Use	Resistance to Staining	ANSI A 137.1
N NATURAL	R9	-	DRY > 0.40 WET > 0.40	WET ≥ 0.42	< 50 mm³	≥ 5	4	5	V2

amande



60x120 - 23 5/8x47 1/4
PRS 04RT Amande Rettificato

02
 1080




60x60 - 23 5/8x23 5/8
PRS 40RT Amande Rettificato

03
 1060



30x60 - 11 1/2x23 5/8
PRS 46RT Amande Rettificato

07
 1035



27x27 - 10 5/8x10 5/8
PRS 447K Mos. Losanga Amande

10
 3150



30x30 - 11 1/4x11 1/4
PRS 445K Mos. 5x5 Mix Amande

10
 3120



30x30 - 11 1/4x11 1/4
PRS 449K Mos. 5x5 Amande

10
 3115



30x60 - 11 1/2x23 5/8
PRS 43RT Struttura Righe Amande Rett.


07
 1070



7x60 - 2 3/4x23 5/8
PRS B40K Battiscopa Amande Rett.

15
 230



The International reference standards: ANSI - ASTM



Characteristics and Test methods 	Requirements ANSI A 137.1	Our general values
Determination of water absorption - (ASTM C 373)	Average value $E_3 \leq 0,5\%$	Average value $\leq 0,5\%$
Classification	Definition § 3.0	Porcelain tiles
		Physical properties
Breaking strength - (ASTM C 648)	Average ≥ 250 lbf (1.11 kN) Individual ≥ 225 lbf (1.00 kN)	Complies
Visible abrasion - (ASTM C 1027)	As reported	Class 0 - 5
NovaBell classification of abrasion resistance	(see Annex N)	Class 4
Thermal shock resistance (ASTM C 428)	Pass	Complies
Crazing resistance (ASTM C 424)	Pass	Complies
Resistance to freeze/thaw cycling (ASTM C 1026)	As reported	Resistant
DCOF Resistance (ANSI A 137.1 Section 9.6)	≥ 0.42 ⁽¹⁾	DCOF ≥ 0.42
Bond strength (ASTM C 482)	≥ 50 psi (0.34 MPa)	> 1 MPa
Color Uniformity (ASTM C 609 and ANSI A 137.1 Section 9.3) ⁽²⁾	V0 - 3 Judgs	See the specific section
		Chemical properties
Chemical resistance (ASTM C 650)	As reported	Resistant
Stain resistance (ASTM C 1378)	As reported	Resistant
		Dimensions - Calibrated tiles
Dimensions - (ASTM C 499) - (ASTM C 485) - (ASTM C 502)	See ANSI A 137.1 - Tab.10	Complies
		Dimensions - Rectified tiles
Dimensions - (ASTM C 499) - (ASTM C 485) - (ASTM C 502)	See ANSI A 137.1 - Tab.10	Complies

(1) For level interior spaces expected to be walked upon when wet - (2) For V0 tiles only




PARIS NATURALE

 Utilizzare il QR CODE per scaricare le schede tecniche
 Use the QR CODE to download data sheets

 Veuillez utiliser le QR CODE pour télécharger les fiches techniques
 QR CODE benutzen um die technische datenblätter runter zu laden


The international reference standards: ISO - EN

Characteristics and Test methods 	Requirements EN 14411 ⁽¹⁾ - G / ISO 13006 ⁽²⁾ - G	Our general values
Determination of water absorption - (ISO 10545-3)	Average value $E_3 \leq 0,5\%$ / Individual maximum 0,6%	Average value and individual maximum $< 0,5\%$
Classification	Definition § 3.2 and § 3.7	BI₁ - Porcelain tiles
		Physical properties
Modulus of rupture - (ISO 10545-4)	Average ≥ 35 N/mm ²	≥ 35 N/mm ²
Breaking strength - (ISO 10545-4)	Average ≥ 1300 N for thickness $\geq 7,5$ mm Average ≥ 700 N for thickness $< 7,5$ mm	Complies
Abrasion resistance - (ISO 10545-7)	Abrasion class and cycles passed	Class 0 - 5
NovaBell classification of abrasion resistance	Annex N	Class 4
Coefficient of linear thermal expansion (ISO 10545-8)	Declared value ⁽¹⁾ / Test method available ⁽²⁾	$< 7,1 \times 10^{-5} \text{ } ^\circ\text{C}^{-1}$
Thermal shock resistance (ISO 10545-9)	Pass according to EN ISO 10545-1 ⁽¹⁾ / Test method available ⁽²⁾	Complies
Crazing resistance (ISO 10545-11)	Pass according to EN ISO 10545-1 ⁽¹⁾ / Required ⁽²⁾	Complies
Frost resistance (ISO 10545-12)	Pass according to EN ISO 10545-1 ⁽¹⁾ / Required ⁽²⁾	Complies
Moisture expansion (ISO 10545-10)	Declared value ⁽¹⁾ / Test method available ⁽²⁾	$\leq 0,2$ mm/m
Small colour differences (ISO 10545-16)	$\Delta E_{cmc} < 0,75$ ⁽¹⁾	If agreed
Impact resistance - (ISO 10545-5)	Declared value ⁽¹⁾ / Test method available ⁽²⁾	COR $> 0,75$
Reaction to fire	Class A1 or A1 _{Fx} ⁽¹⁾	A1 _{Fx} Classified Without Testing (CWT) - 96/603
		Chemical properties
Chemical resistance -(GL) (ISO 10545-13)		
Resistance to low and high concentrations of acids and alkalis	Declared value ⁽¹⁾ / Manufacturer is to state classification ⁽²⁾	Resistant (see "Maintenance and care" section)
Resistance to household chemicals and swimming pool salts	Minimum class B	G A
Resistance to staining (ISO 10545-14)	Minimum class 3	5 (see "Maintenance and care" section)
Release of dangerous substances (ISO 10545-15)	Declared value ⁽¹⁾ / Test method available ⁽²⁾	Pb $< 0,1$ / Cd $< 0,01$ mg/dm ²
		Dimensions and surface quality
Dimensions - (ISO 10545-2)	See ANNEX G	Complies
Surface quality - (ISO 10545-2 § 7)	A minimum of 95% of the tiles shall be free from visible defects that would impair the appearance of a major area of tiles	Complies


(1) Requirements according to EN 14411


(2) Requirements according to ISO 13006

Test methods	Requirements and references	Our general values
Determination of anti-slip properties - Workrooms and fields of activities with raised slip danger, walking method- Ramp test (DIN 51130) - Germany	BGR / ASR From R9 to R13	R 9
Determination of anti - slip properties. Wet-loaded barefoot areas - Walking method - Ramp test. (DIN 51097) - Germany	GUV-I 8527 A - B - C	-
Dynamic Coefficient Friction wet and dry condition (BCR - ex BCRA) Italy	DM n. 236 / 1989 $\mu > 0,40$	$\mu > 0,40$
Scrath hardenss of surface according to Mohs ⁴	ex BS 6431-13 / ex EN 101	≥ 5

 La tabella in italiano con i dati tecnici è scaricabile su www.novabell.it

 Si vous le souhaitez, téléchargez le tableau contenant les données techniques en français en allant sur www.novabell.it

 The English language technical specification for each collection can be downloaded from www.novabell.it

 Die Tabelle in deutscher Sprache kann auf www.novabell.it heruntergeladen werden.



AMANDE




ASH




PLUME



PRS 80x160




PRS 100x100




PRS 80x80



PG PRS FT



PRS + CEMENTINE MIX



PRS + CEMENTINE MIX

MERCHANDISING



SCAPRS6

IMBALLI e PESI / Packaging and weights / Verpackungen und Gewichte / Emballages et poids

	SCATOLA / BOX			PALLET			
	pz	m2	kg	box	m2	kg	▼ ▲
80x160	2	2,560	57,8	20	51,200	1156	9,5
60x120	2	1,440	30,4	1	46,080	973	9,5
100x100	2	2,000	41,8	20	40,000	836	9,5
80x80	2	1,280	27,9	40	51,200	1116	9,5
40x80	4	1,280	27,8	48	61,440	1334	9,5
60x60	3	1,080	22,5	40	43,200	900	9,5
30x60	7	1,260	25,4	40	50,400	1016	9,5
20x20	27	1,080	22,7	34	37,720	772	9,5



TECNOLOGIA, INNOVAZIONE
E RICERCA NOVABELL

IT - I laboratori di ricerca NovaBell hanno creato una nuova generazione di superfici, caratterizzate dalla innovativa tecnologia digitale ad alta definizione.

GB - The NovaBell research laboratories have created a new generation of surfaces, featuring innovative high-definition digital technology.

D - Die NovaBell Forschungslabors haben eine neue Generation von Oberflächen entwickelt, die durch die innovative hoch auflösende Digitaltechnologie gekennzeichnet sind.

F - Les laboratoires de recherche NovaBell ont créé une nouvelle génération de surfaces, qui se caractérisent par une technologie numérique haute définition innovante.

LEED® CERTIFICATION COMPLIANT

PARIS E' UN PRODOTTO CON PARTICOLARI CARATTERISTICHE DI ECOSOSTENIBILITA', CHE CONTRIBUISCE ALL'OTTENIMENTO DEI CREDITI PER LA CERTIFICAZIONE LEED (LEADERSHIP IN ENERGY AND ENVIROMENTAL DESIGN).

PARIS IS A PRODUCT WITH PARTICULAR ENVIRONMENTAL SUSTAINABILITY CHARACTERISTICS, THAT HELPS IN OBTAINING POINTS FOR LEED (LEADERSHIP IN ENERGY AND ENVIRONMENTAL DESIGN) CERTIFICATION.

PARIS IST EIN AUSGESPROCHEN UMWELTFREUNDLICHES PRODUKT, DAS ZUM ERREICHEN DER PUNKTE FÜR DIE ZERTIFIZIERUNG NACH LEED (LEADERSHIP IN ENERGY AND ENVIROMENTAL DESIGN) BEITRÄGT.

LA SERIE PARIS PRESENTE DE CARACTERISTIQUES SPECIFIQUES DE DEVELOPPEMENT DURABLE; ELLE CONTRIBUS A OBTENIR DE CREDITS POUR LA CERTIFICATION LEED (LEADERSHIP IN ENERGY AND ENVIROMENTAL DESIGN).

Product Certification
BUREAU VERITAS
Certification





POCKPMS

