



LOUNGE
essence of movement



NovaBell

LOUNGE

**TELLING THE
STORIES OF
NEW SURFACES.**

Lounge è la narrazione che si fa superficie, è il racconto di tante storie che si intrecciano per formare un linguaggio estetico innovativo e originale.

Lounge is storytelling transformed into surfaces, countless tales interwoven to form an innovative, original aesthetic language.

Lounge est la narration qui se fait surface, le récit d'innombrables histoires qui s'entrecroisent pour former un langage esthétique innovant et original.

Lounge vereint eine Vielzahl von Inspirationen, die sich zu einer innovativen und originellen Designsprache verknüpfen.

ENERGETIC MINIMALISM.

**LA PIETRA, LE INCLUSIONI, LE VENATURE,
IL METALLO, IL CEMENTO, IL CRAQUELÉ,
IL COLORE, LE SFUMATURE.**

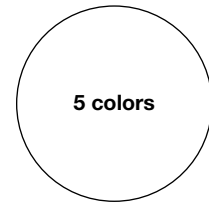
Lounge è una superficie unica, minimal e piena di energia.

STONE, INCLUSIONS, VEIN PATTERNS, METAL,
CONCRETE, CRAQUELURE, COLOURS,
SHADE VARIATIONS. Lounge is a unique,
minimal surface brimming with energy.

LA PIERRE, LES INCLUSIONS, LES VEINAGES,
LE MÉTAL, LE BÉTON, LE CRAQUELÉ, LA
COULEUR, LES NUANCES : Lounge est une
surface unique, minimaliste et pleine d'énergie.

STEIN, EINSCHLÜSSE, ÄDERUNGEN, METALL,
BETON, CRAQUELÉ, FARBE, NUANCEN.
Lounge besticht durch eine minimalistische
und zugleich dynamische Optik.

COLOUR TRENDS.



I 5 colori Lounge descrivono una palette cromatica fatta di affidabilità e calore. I toni sono intimi e luminosi, raccontano le nuove tendenze legate alla neutralità e alla visione di habitat come rifugio.

The 5 Lounge colours speak a chromatic language of warmth and trust. The shades are intimate and luminous, expressing the new trends of neutral hues and the vision of habitat as refuge.

Les 5 couleurs Lounge décrivent une palette chromatique d'où émanent fiabilité et chaleur. Intimes et lumineux, les tons racontent les nouvelles tendances liées à la neutralité et à une vision de l'habitat comme refuge.

Die 5 Farben von Lounge definieren eine solide, warme Farbpalette. Die Farbtöne sind hell und wirken diskret. Sie verkörpern den neuen Trend zu neutralen Wohnfarben und den Stellenwert der Wohnung als Rückzugsort.

TOUCH THE NATURALNESS.

La superficie Lounge è materica e setosa, insieme alla scultorea Leaf, plasma lo spazio attraverso due valori semplici e potenti: naturalità ed essenzialità.

The Lounge surface is tactile and silky, and with the "sculpted" Leaf it shapes space by means of two simple, powerful values: naturalness and simplicity.

La surface Lounge est chargée de matière, soyeuse. Avec la sculpturale Leaf, elle façonne l'espace à travers deux valeurs simples et puissantes : nature et épure.

Die Oberfläche von Lounge ist materialbetont und seidig. Zusammen mit dem plastischen Effekt von Leaf schafft sie ein ausdrucksstarkes Raumdesign, das sich durch zwei Merkmale auszeichnet: Natürlichkeit und Schlichtheit.

Le forme geometriche decorative esprimono grande coerenza con il design estetico di superficie. I pattern sono grafie astratte, a metà strada tra le cementine handmade e l'audace optical.

The decorative geometric forms participate harmoniously in surfaces' aesthetic design. The patterns are abstract motifs, midway between handmade cement tiles and daring optical effects.

Les formes géométriques décoratives sont en parfaite cohérence avec le design esthétique des surfaces. Les motifs sont formés de graphismes abstraits, à mi-chemin entre les carreaux de ciment faits à la main et l'audace de l'Op Art.

Die dekorativen geometrischen Formen bringen die große Kohärenz zum Oberflächendesign zum Ausdruck. Die Muster bestehen aus abstrakten Grafiken auf halbem Weg zwischen handgefertigten Zementfliesen und mutigem Optical-Look.

MIX COLD

30x30







I moduli quadrati 20x20 giocano con i contrasti e le geometrie esatte. Trasformano i volumi architettonici diventando un vero e proprio passe-partout decorativo.

The 20x20 cm square modules make creative use of contrasts and abstract geometric forms. They transform architectural volumes through ever-present decoration.

Les modules carrés 20x20 cm jouent avec les contrastes et les motifs géométriques précis. Ils transforment les volumes architecturaux, devenant ainsi un élément décoratif universel à part entière.

Die quadratischen Module 20x20 cm spielen mit Kontrasten und klaren Geometrien. Sie geben Räumen ein neues Gesicht und werden regelrecht zu einem dekorativen Allround-Talent.



OUTDOOR SURFACES CHOOSE ESSENTIALITY.

Le superfici OutWalk in spessore 20 mm sono perfettamente coordinate a quelle da interno. La qualità minerale della superficie e i colori naturali raccontano un linguaggio estetico che ispira un rinnovato senso minimalista.

The OutWalk surfaces in the 20 mm thickness match the indoor surfaces to perfection. The surface's mineral quality and natural colours express themselves in an aesthetic language that inspires a renewed minimalism.

Les surfaces OutWalk en épaisseur 20 mm sont parfaitement coordonnées aux surfaces intérieures. La qualité minérale de la surface et ses couleurs naturelles parlent un langage esthétique qui suscite le regain d'une sensation minimaliste.

Die Flächenbeläge OutWalk in Stärke 20 mm sind perfekt auf die für den Innenbereich abgestimmt. Der mineralische Charme der Oberflächen und die natürlichen Farben sprechen eine Sprache, die ein neues minimalistisches Design inspiriert.



RATIONAL, CONSISTENT, MADE FOR OUTDOORS.

Lounge è la superficie fatta per l'esterno. Una texture naturale che proietta intorno a sé rigore e precisione. Una grafica leggera ma presente, ideale in ambito residenziale e in contesti contract.

Lounge is the surface made for outdoors. A natural texture that creates a mood of simple elegance and precision. Subtle but continual patterning, ideal in residential locations and contract projects.

Lounge est la surface faite pour l'extérieur. Une texture naturelle qui projette autour d'elle rigueur et précision. Un graphisme léger mais bien présent, idéal dans un cadre résidentiel comme dans des environnements professionnels.

Lounge ist der ideale Flächenbelag für den Außenbereich. Eine natürlich anmutende Textur, die Strenge und Präzision ausstrahlt. Eine dezente, aber vorhandene Grafik, die sich optimal für den Wohnungs- und Objektbau eignet.



SPA PEARL / STEEL

20 / 21

LOUNGE







**SINUOUS AND ABSTRACT.**

Lounge decora con l'essenzialità materica, attraverso un avvolgente comfort e un elegante telaio cromatico fatto di contrasti e forme elegantemente sinuose.

Lounge decorates with tactile simplicity, through an enticing comfort and an elegant web of colour made up of contrasts and elegantly sinuous forms.



Lounge décore avec l'épure de la matière, à travers un confort enveloppant et une trame chromatique raffinée, faite de contrastes et de formes d'une élégante sinuosité.

Lounge schafft durch schlichte Materialität wohnlichen Komfort und verbindet eine feine kontrastreiche Farbpalette mit elegant geschwungenen Formen.





Lounge è la superficie perfetta anche quando si abbina in contrasto cromatico. La sua grafica essenziale disegna continuità materica e si apre verso una spiccata modernità.

Lounge is also the perfect surface when used in contrasting colour schemes. Its simple patterning creates tactile continuity and easily embraces a striking modernity.

Lounge est la surface parfaite, y compris lorsqu'elle est associée à un contraste chromatique. Son graphisme épuré dessine une continuité de matière et s'ouvre à une modernité prononcée.

Lounge ist der perfekte Belag, auch in Kombinationen mit Farbkontrasten. Die schlichte Grafik schafft ein einheitliches Materialthema und eine betont moderne Note.

OUT SHADOW

34 / 35

LOUNGE







THE MODERN MIX OF SURFACES.


I moduli Fusion, dalla superficie lucida e brillante, si accostano perfettamente alla matericità opaca di Lounge. Le pareti riflettono il fascino delle ceramiche fatte a mano e creano un dialogo perfetto tra modernità e suggestione artigianale.

Fusion modules, with their glossy, bright surface, team up perfectly with the matt, tactile Lounge tiles. The walls reflect the beauty of hand-made ceramics and create a perfect dialogue between modernity and evocations of craftsmanship.

Les modules Fusion, à la surface polie et brillante, s'associent parfaitement à l'opacité des effets de matière de Lounge. Les murs reflètent le charme des céramiques faites à la main et instaurent un dialogue parfait entre modernité et évocation artisanale.

Die Module Fusion mit glänzender Oberfläche fügen sich stimmig zum matten Materialbild von Lounge. Die Wände strahlen den Charme handgefertigter Keramikfliesen aus und schaffen einen gelungenen Dialog zwischen Modernität und handwerklichem Charakter.

LOUNGE Ivory


cm. 100x100 **cm. 80x80** **cm. 60x120** **cm. 60x60** **cm. 30x60**
 inch. 39³/₈x39³/₈ inch. 31¹/₂x31¹/₂ inch. 23⁵/₈x47¹/₄ inch. 23⁵/₈x23⁵/₈ inch. 11¹³/₁₆x23⁵/₈



60x120 - 23⁵/₈x47¹/₄ **02**
LNG 85RT Struttura Leaf Ivory **1100**



60x120 - 23⁵/₈x47¹/₄ **02**
LNG 82RT Ivory Rettificato **1075**




100x100 - 39³/₈x39³/₈ **02**
LNG 108R Ivory Rettificato **1090**



60x60 - 23⁵/₈x23⁵/₈ **03**
LNG 80RT Ivory Rettificato **1065**



30x30 - 11¹³/₁₆x11¹³/₁₆ **10**
LNG 885N Mos. 5x5 Ivory **3115**



30x60 - 11¹³/₁₆x23⁵/₈ **07**
LNG 86RT Ivory Rettificato **1035**




30x60 - 11¹³/₁₆x23⁵/₈ **04**
LNG 889N Muretto Ivory **3130**



80x80 - 31¹/₂x31¹/₂ **02**
LNG 88RT Ivory Rettificato **1080**

LOUNGE Earth

TECHNICAL	DIN 51130	DIN 51097	BCR	ANSI DCOF	Deep Abrasion Resistance	MOHS	BS 7976	Recommended Use	Resistance to Staining	ANSI A 137.1
N NATURAL	R10	A+B	DRY > 0.40 WET > 0.40	WET ≥ 0.42	< 175 mm ³	≥ 5	> 36	4	5	 v3



60x120 - 23⁵/₈x47¹/₄ **02**
LNG 62RT Earth Rettificato **1075**



100x100 - 39³/₈x39³/₈ **02**
LNG 106R Earth Rettificato **1090**



60x60 - 23⁵/₈x23⁵/₈ **03**
LNG 60RT Earth Rettificato **1065**



30x30 - 11¹³/₁₆x11¹³/₁₆ **10**
LNG 665N Mos. 5x5 Earth **3115**



30x60 - 11¹³/₁₆x23⁵/₈ **07**
LNG 66RT Earth Rettificato **1035**




30x60 - 11¹³/₁₆x23⁵/₈ **04**
LNG 669N Muretto Earth **3130**



80x80 - 31¹/₂x31¹/₂ **02**
LNG 68RT Earth Rettificato **1080**

LOUNGE Pearl


cm. 100x100
 inch. 39³/₈x39³/₈

cm. 80x80
 inch. 31¹/₂x31¹/₂

cm. 60x120
 inch. 23⁵/₈x47¹/₄

cm. 60x60
 inch. 23⁵/₈x23⁵/₈

cm. 30x60
 inch. 11¹³/₁₆x23⁵/₈




60x120 - 23⁵/₈x47¹/₄
LNG 15RT Strutturata Leaf Pearl 



60x120 - 23⁵/₈x47¹/₄
LNG 12RT Pearl Rettificato 




100x100 - 39³/₈x39³/₈
LNG 101R Pearl Rettificato 



60x60 - 23⁵/₈x23⁵/₈
LNG 10RT Pearl Rettificato 



30x30 - 11¹³/₁₆x11¹³/₁₆
LNG 115N Mos. 5x5 Pearl



30x30 - 11¹³/₁₆x11¹³/₁₆
LNG 129N Mix Cold Pearl/Steel/Shadow



80x80 - 31¹/₂x31¹/₂
LNG 18RT Pearl Rettificato 




30x60 - 11¹³/₁₆x23⁵/₈
LNG 16RT Pearl Rettificato 



30x60 - 11¹³/₁₆x23⁵/₈
LNG 119N Muretto Pearl

LOUNGE Shadow

TECHNICAL	DIN 51130	DIN 51097	BCR	ANSI DCOF	Deep Abrasion Resistance	MOHS	BS 7976	Recommended Use	Resistance to Staining	ANSI A 137.1
N NATURAL	R10	A+B	DRY > 0.40 WET > 0.40	WET ≥ 0.42	< 175 mm ³	≥ 5	> 36	4	5	 v3



60x120 - 23⁵/₈x47¹/₄
LNG 95RT Strutturata Leaf Shadow 





60x120 - 23⁵/₈x47¹/₄
LNG 92RT Shadow Rettificato 




100x100 - 39³/₈x39³/₈
LNG 109R Shadow Rettificato 



60x60 - 23⁵/₈x23⁵/₈
LNG 90RT Shadow Rettificato 




30x30 - 11¹³/₁₆x11¹³/₁₆
LNG 995N Mos. 5x5 Shadow



30x30 - 11¹³/₁₆x11¹³/₁₆
LNG 129N Mix Cold Pearl/Steel/Shadow



30x60 - 11¹³/₁₆x23⁵/₈
LNG 96RT Shadow Rettificato 




30x60 - 11¹³/₁₆x23⁵/₈
LNG 999N Muretto Shadow



80x80 - 31¹/₂x31¹/₂
LNG 98RT Shadow Rettificato 

LOUNGE Steel


cm. 100x100
 inch. 39³/₈x39³/₈

cm. 80x80
 inch. 31¹/₂x31¹/₂

cm. 60x120
 inch. 23⁵/₈x47¹/₄

cm. 60x60
 inch. 23⁵/₈x23⁵/₈

cm. 30x60
 inch. 11¹³/₁₆x23⁵/₈



60x120 - 23⁵/₈x47¹/₄
LNG 22RT Steel Rettificato

02
1075



100x100 - 39³/₈x39³/₈
LNG 102R Steel Rettificato

02
1090




60x60 - 23⁵/₈x23⁵/₈
LNG 20RT Steel Rettificato

03
1065



30x30 - 11¹³/₁₆x11¹³/₁₆
LNG 225N Mos. 5x5 Steel

10
3115



30x30 - 11¹³/₁₆x11¹³/₁₆
LNG 129N Mix Cold Pearl/Steel/Shadow

04
3115




30x60 - 11¹³/₁₆x23⁵/₈
LNG 26RT Steel Rettificato

07
1035



30x60 - 11¹³/₁₆x23⁵/₈
LNG 229N Muretto Steel


04
3130



80x80 - 31¹/₂x31¹/₂
LNG 28RT Steel Rettificato

02
1080

LOUNGE Cementine/Déco

TECHNICAL	DIN 51130	DIN 51097	BCR	ANSI DCOF	Deep Abrasion Resistance	MOHS	BS 7976	Recommended Use	Resistance to Staining	ANSI A 137.1
N NATURAL	R10	A+B	DRY > 0.40 WET > 0.40	WET ≥ 0.42	< 175 mm ³	≥ 5	> 36	4	5	 v3



20x20 - 7⁷/₈x7⁷/₈
DEC 360K Déco Ocean


27
1105



20x20 - 7⁷/₈x7⁷/₈
LNG 100K Cementine Geo


27
1105



LOUNGE 20 MM

 **cm. 60x120**
 inch. 23⁵/₈x47¹/₄

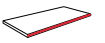





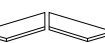



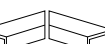



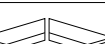





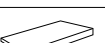

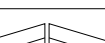

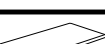

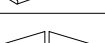

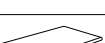

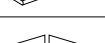

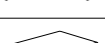

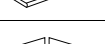



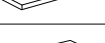



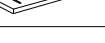

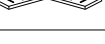

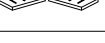

cm. 100x100
 inch. 39³/₈x39³/₈

cm. 80x80
 inch. 31¹/₂x31¹/₂



TECHNICAL		DIN 51130	DIN 51097	BCR	ANSI DCOF	Deep Abrasion Resistance	MOHS	Recommended Use	Resistance to Staining	ANSI A 137.1
OUT WALK	20 MM	R11	A+B+C	DRY > 0.40 WET > 0.40	WET ≥ 0.42	< 130 mm ³	≥ 8	5	5	
OUT WALK	30 MM	R11	A+B+C	DRY > 0.40 WET > 0.40	WET ≥ 0.42	< 130 mm ³	≥ 8	5	5	 v3

*** PEZZI SPECIALI 20MM FINITURE STANDARD**
 Special coordinated pieces ON DEMAND /
 Pièces spéciales coordonnées SUR DEMANDE /
 Zusammenstellbare Formteile AUF ANFRAGE

CODICE	DESCRIZIONE	FP
LNG M121	 Gradino Monografico 1 33x120	 01 680
LNG M122	 Gradino Monografico DX/SX 33x120	 01 681
LNG M123	 Gradino Monografico 3 33x120	 01 682
LNG A12	 Angolo Monografico SX/DX 33x120	 1+1 683
LNG L1217	 Gradino L17 30x120x17	 01 681
LNG LA27	 Angolo L17 SX/DX 30x120x17	 1+1 682
LNG L1265	 Gradino Elle 30x120x6,5	 01 676
LNG LA12	 Angolo Elle SX/DX 30x120x6,5	 1+1 678
LNG L1065	 Gradino Elle 30x100x6,5	 01 674
LNG LA10	 Angolo Elle SX/DX 30x100x6,5	 1+1 676
LNG L8065	 Gradino Elle 30x80x6,5	 02 664
LNG LA80	 Angolo Elle SX/DX 30x80x6,5	 1+1 676
LNG T120	 Toro Gradino 30x120	 01 656
LNG TA12	 Toro Angolo SX/DX 30x120	 1+1 665
LNG T102	 Toro Gradino 32x100	 01 650
LNG TA10	 Toro Angolo SX/DX 32x100	 1+1 664
LNG T804	 Toro Gradino 40x80	 02 640
TRM TA80	 Toro Angolo SX/DX 40x80	 1+1 654
LNG G260	 Griglia 20x60	 02 590
LNG G250	 Griglia 20x50	 02 590
LNG G280	 Griglia 20x80	 02 610
LNG GA260	 Griglia Angolo SX/DX 20x60	 1+1 610
LNG GA250	 Griglia Angolo SX/DX 20x50	 1+1 610
LNG GA280	 Griglia Angolo SX/DX 20x80	 1+1 625

COLOR	20 MM						30 MM		
	60x120 23 ⁵ / ₈ x47 ¹ / ₄	100x100 39 ³ / ₈ x39 ³ / ₈	60x90 23 ⁵ / ₈ x35 ⁷ / ₁₆	80x80 31 ¹ / ₂ x31 ¹ / ₂	60x60 23 ⁵ / ₈ x23 ⁵ / ₈	Multisize	80x80 31 ¹ / ₂ x31 ¹ / ₂	40x80 31 ¹ / ₂ x31 ¹ / ₂	60x60 23 ⁵ / ₈ x23 ⁵ / ₈
Pearl	01 1115	01 1125	01 1115	01 1100	02 1110	1cp 1130	01 1150	02 1135	02 1130
Steel	LNG 162R	LNG 121R	LNG 169R	LNG 17RT	LNG 110R	LNG M133	-	-	-
Shadow	LNG 962R	LNG 129R	LNG 969R	LNG 97RT	LNG 190R	LNG M933	-	-	-
Earth	-	-	LNG 669R	LNG 67RT	LNG 160R	LNG M633	-	-	-

6 * SETTIMANE DI CONSEGNA / DELIVERY WEEKS / WOCHEN LIEFERZEIT / SEMAINES DE LIVRAISON

The International reference standards:
ISO - ASTM
NATURALE

Characteristics and Test methods	Requirements EN 14411 ⁽¹⁾ - G / ISO 13006 ⁽²⁾ - G	Our general values
Determination of water absorption - (ISO 10545-3)	Average value E _s ≤ 0.5 % / Individual maximum 0.6%	≤ 0.06 % Average value and individual maximum
Classification	Definition § 3.2 and § 3.7	BI ₁ - Porcelain tiles
Physical properties		
Modulus of rupture - (ISO 10545-4)	Average ≥ 35 N/mm ²	≥ 35 N/mm ²
Breaking strength - (ISO 10545-4)	Average ≥ 1300 N for thickness ≥ 7.5 mm Average ≥ 700 N for thickness < 7.5 mm	Complies
Resistance to deep abrasion - (ISO 10545-6)	Max volume abraded ≤ 175 mm ³	< 175 mm ³
Resistance to surface abrasion - (ISO 10545-7)	Abrasion class and cycles passed	Class 0 - 5
Recommended use	Novabell criterion	Class 4 (see Annex N - ISO 13006 / EN 14411)
Coefficient of linear thermal expansion - (ISO 10545-8)	Declared value ⁽¹⁾ / Test method available ⁽²⁾	< 7.1 x 10 ⁻⁶ °C ⁻¹
Thermal shock resistance - (ISO 10545-9)	Pass according to EN ISO 10545-11 ⁽¹⁾ / Test method available ⁽²⁾	Complies
Crazing resistance - (ISO 10545-11)	Pass according to EN ISO 10545-11 ⁽¹⁾ / Required ⁽²⁾	Complies
Frost resistance - (ISO 10545-12)	Pass according to EN ISO 10545-11 ⁽¹⁾ / Required ⁽²⁾	Complies
Moisture expansion - (ISO 10545-10)	Declared value ⁽¹⁾ / Test method available ⁽²⁾	≤ 0.2 mm/m
Small colour differences - (ISO 10545-16)	ΔE _{uv} < 0.75 ⁽¹⁾	If agreed
Impact resistance - (ISO 10545-5)	Declared value ⁽¹⁾ / Test method available ⁽²⁾	COR > 0.75
Reaction to fire - (ISO 10545-10)	Class A1 or A1 _{FL} ⁽¹⁾	A1 / A1 _{FL} (Classified Without Testing (CWT) - 96/603 EC)
Mohs hardness scale - (ex EN 101 / BS 6431-13)	-	≥ 5
Chemical properties		
Chemical resistance - (GL) (ISO 10545-13): • Resistance to low and high concentrations of acids and alkalis • Resistance to household chemicals and swimming pool salts	Declared value ⁽¹⁾ / Manufacturer is to state classification ⁽²⁾ Minimum class B	Resistant (see "Maintenance and care" section) A
Resistance to staining - (ISO 10545-14)	Minimum class 3	5
Release of dangerous substances - (ISO 10545-15)	Declared value ⁽¹⁾ / Test method available ⁽²⁾	-
Dimensions - (ISO 10545-2)	See ANNEX G	-
Surface quality - (ISO 10545-2 § 7)	A minimum of 95% of the tiles shall be free from defects that would impair the appearance of a mosaic tiles	-
Determination of anti-slip properties - Workrooms and fields of activities with raised slip danger, walking method - Ramp test (DIN 51130) - Germany	BGR / ASR	From R9 to R11
Determination of anti-slip properties. Wet-loaded barefoot areas - Walking method - Ramp test (DIN 51097) - Germany	GUW-I 8527	A-B-C
Dynamic Coefficient Friction wet and dry condition (BCR - ex BCRA) Italy	DM n. 236 / 1989	μ > 0.40

(1) Requirements according to EN 14411 (2) Requirements according to ISO 13006

The International reference standards:
ANSI - ASTM
NATURALE

Characteristics and Test methods	Requirements ANSI A 137.1	Our general values
Determination of water absorption - (ASTM C 373)	Average value E _s ≤ 0.5 %	Average value ≤ 0.06%
Classification	Definition § 3.0	Porcelain tiles
Physical properties		
Breaking strength - (ASTM C 648)	Average ≥ 250 lbf (1.11 kN) Individual ≥ 225 lbf (1.00 kN)	Complies
Visible abrasion - (ASTM C 1027)	As reported	Class 0 - 5
Recommended use	Novabell criterion (see Annex N - ISO 13006 / EN 14411)	Class 4
Thermal shock resistance - (ASTM C 428)	Pass	Complies
Crazing resistance - (ASTM C 424)	Pass	Complies
Resistance to freeze/thaw cycling - (ASTM C 1026)	As reported	Resistant
Bond strength - (ASTM C 482)	≥ 50 psi (0.34 MPa)	> 1 MPa
Color Uniformity - (ASTM C 609 and ANSI A 137.1 Section 9.3) ⁽²⁾	V0 - 3 Juds	See the specific section
Mohs hardness scale - (ex EN 101 / BS 6431-13)	-	≥ 5
Chemical properties		
Chemical resistance - (ASTM C 650)	As reported	Resistant
Stain resistance - (ASTM C 1378)	As reported	Resistant
Dimensions - Calibrated tiles		
Dimensions - (ASTM C 499) - (ASTM C 485) - (ASTM C 502)	See ANSI A 137.1 - Tab.10	Complies
Dimensions - Rectified tiles		
Dimensions - (ASTM C 499) - (ASTM C 485) - (ASTM C 502)	See ANSI A 137.1 - Tab.10	Complies
Slipperiness		
DCOF Resistance (ANSI A 137.1 Section 9.6)	≥ 0.42 ⁽¹⁾	DCOF ≥ 0.42

(1) For level interior spaces expected to be walked upon when wet (2) For V0 tiles only

La tabella in italiano con i dati tecnici è scaricabile su www.novabell.it

Si vous le souhaitez, téléchargez le tableau contenant les données techniques en français en allant sur www.novabell.it

The English language technical specification for each collection can be downloaded from www.novabell.it

Die Tabelle in deutscher Sprache kann auf www.novabell.it heruntergeladen werden.



LOUNGE NATURALE

Utilizzare il QR CODE per scaricare le schede tecniche
Use the QR CODE to download data sheets




LOUNGE 20MM

Veillez utiliser le QR CODE pour télécharger les fiches techniques
QR CODE benutzen um die technische datenblätter runter zu laden

OUT WALK	Bending Strength EN 13396	Water Absorption	DIN 51130	DIN 51097	BS 7976 Pendulum Tester Average Values	MOHS	Modulus of Rupture	Breaking Strength (for square slabs)	Compressive Strength
TECHNICAL DATA 20 MM	≥ U11 (for square slabs)	≤ 0,03%	R11	A+B+C	wet ≥ 50 dry ≥ 55	≥ 8	≥ 50 N/mm ²	≥ 12.000 N	≥ 200 N/mm ²
Resistance to Staining	Resistance to household chemicals and swimming pool salts	Frost Resistance	Thermal Shock	Color Resistance UV Light		Reaction to Fire	≥ 500 kg/cm ²	≥ 1.200 kg	≥ 2.000 kg/cm ²
5	A	Complies	Resistant	Resistant		A1FL	≥ 7,500 psi	≥ 2,700 lbs	≥ 29,000 psi

	SCATOLA / BOX			PALLET			▽
	pz	m2	kg	box	m2	kg	
100x100	2	2,000	41,0	21	42,000	861	9,5
80x80	2	1,280	27,9	40	51,200	1116	9,5
60x120	2	1,440	29,8	32	46,080	954	9,5
60x60	3	1,080	22,3	40	43,200	892	9,5
30x60	7	1,260	24,9	40	50,400	1016	9,5
20x20	27	1,080	22,7	34	37,720	772	9,5
60x120	1	0,720	31,0	32	23,040	992	20
100x100	1	1,000	43,0	21	21,000	861	20
80x80	1	0,640	28,0	40	25,600	1120	20
60x60	2	0,720	31,5	32	23,040	1006	20
80x80	1	0,640	45,8	24	15,360	1100	30
40x80	2	0,640	45,8	24	15,360	1100	30
60x60	2	0,640	45,8	22	15,840	1100	30

MERCHANDISING



LEED® CERTIFICATION COMPLIANT

LOUNGE E' UN PRODOTTO CON PARTICOLARI CARATTERISTICHE DI ECOSOSTENIBILITA', CHE CONTRIBUISCE ALL'OTTENIMENTO DEI CREDITI PER LA CERTIFICAZIONE LEED (LEADERSHIP IN ENERGY AND ENVIROMENTAL DESIGN).

LOUNGE IS A PRODUCT WITH PARTICULAR ENVIRONMENTAL SUSTAINABILITY CHARACTERISTICS, THAT HELPS IN OBTAINING POINTS FOR LEED (LEADERSHIP IN ENERGY AND ENVIRONMENTAL DESIGN) CERTIFICATION.

LOUNGE IST EIN AUSGESPROCHEN UMWELTFREUNDLICHES PRODUKT, DAS ZUM ERREICHEN DER PUNKTE FÜR DIE ZERTIFIZIERUNG NACH LEED (LEADERSHIP IN ENERGY AND ENVIROMENTAL DESIGN) BEITRÄGT.

LA SERIE LOUNGE PRESENTE DE CARACTERISTIQUES SPECIFIQUES DE DEVELOPPEMENT DURABLE; ELLE CONTRIBUS A OBTENIR DE CREDITS POUR LA CERTIFICATION LEED (LEADERSHIP IN ENERGY AND ENVIROMENTAL DESIGN).





CAT-LNG



NOVABELL SpA CERAMICHE ITALIANE
via Molino, 1 - 42014 Roteglia (RE), Italia
T +39 0536 86 11 11 - F +39 0536 85 12 05
info@novabell.it - export@novabell.it
www.novabell.it

