

Made in Italy




# EICHE

INTO THE WOODS



  
**NovaBell**<sup>®</sup>  
Ceramiche Gruppo Bellei



# \_Into the woods.

NovaBell affonda le radici della propria ricerca nella materia lignea, riemergendo con una superficie autentica e inconfondibile. Eiche è molto più di un legno ceramico e nasce dal desiderio di rappresentare lo spazio come luogo di comfort e accoglienza, un universo vivo, nel quale il design delle superfici e le loro performance sono funzionali al benessere quotidiano e alla dimensione di pura autenticità.

NovaBell's research digs deep into the substance and culture of wood, and emerges with a unique, authentic surface. Eiche is much more than a ceramic wood, and springs from the desire to represent space as a context for comfort and hospitality, a living universe, in which surfaces' design and performances are at the service of quality of daily life and convey a message of pure authenticity.

---

Les racines de NovaBell plongent dans sa recherche sur la matière bois, d'où elle fait surgir une surface authentique et incomparable. **Bien plus qu'un bois céramique, Eiche est né du désir de représenter l'espace comme un lieu de confort et d'accueil, un univers vivant dans lequel le design des surfaces et leurs performances sont partie prenante du bien-être quotidien et d'une dimension de pure authenticité.**

NovaBell hat sich mit der gestalterischen Wirkung von Holz beschäftigt und eine Kollektion mit einer naturnahen, unverwechselbaren Optik geschaffen. **Die Kollektion Eiche ist weitaus mehr als keramisches Holz, sie verleiht dem Raum eine komfortable, behagliche Atmosphäre. Ihr Design und ihre Leistungsmerkmale vermitteln Wohlgefühl im Alltag und den Eindruck von Authentizität.**

NovaBell hunde las raíces de su investigación en la materia lignaria y saca a la luz una superficie auténtica e inconfundible. **Eiche es mucho más que una madera cerámica. Nace del deseo de representar el espacio como lugar de confort y acogida, un universo vivo en el que el diseño de las superficies y sus prestaciones se ponen al servicio del bienestar cotidiano y de una dimensión de pura autenticidad.**

Тщательно изучив фактуру дерева, компания NovaBell создала плитку, максимально точно передающую его характер. **Eiche - это не просто имитирующая дерево керамическая плитка. Он позволяет проектировать уникальные, излучающие комфорт и гостеприимство интерьеры - живое пространство, в котором дизайн и функциональность декора тивных поверхностей помогают повысить качество жизни, создать ощущение единства с природой.**



Alpin



Landhaus



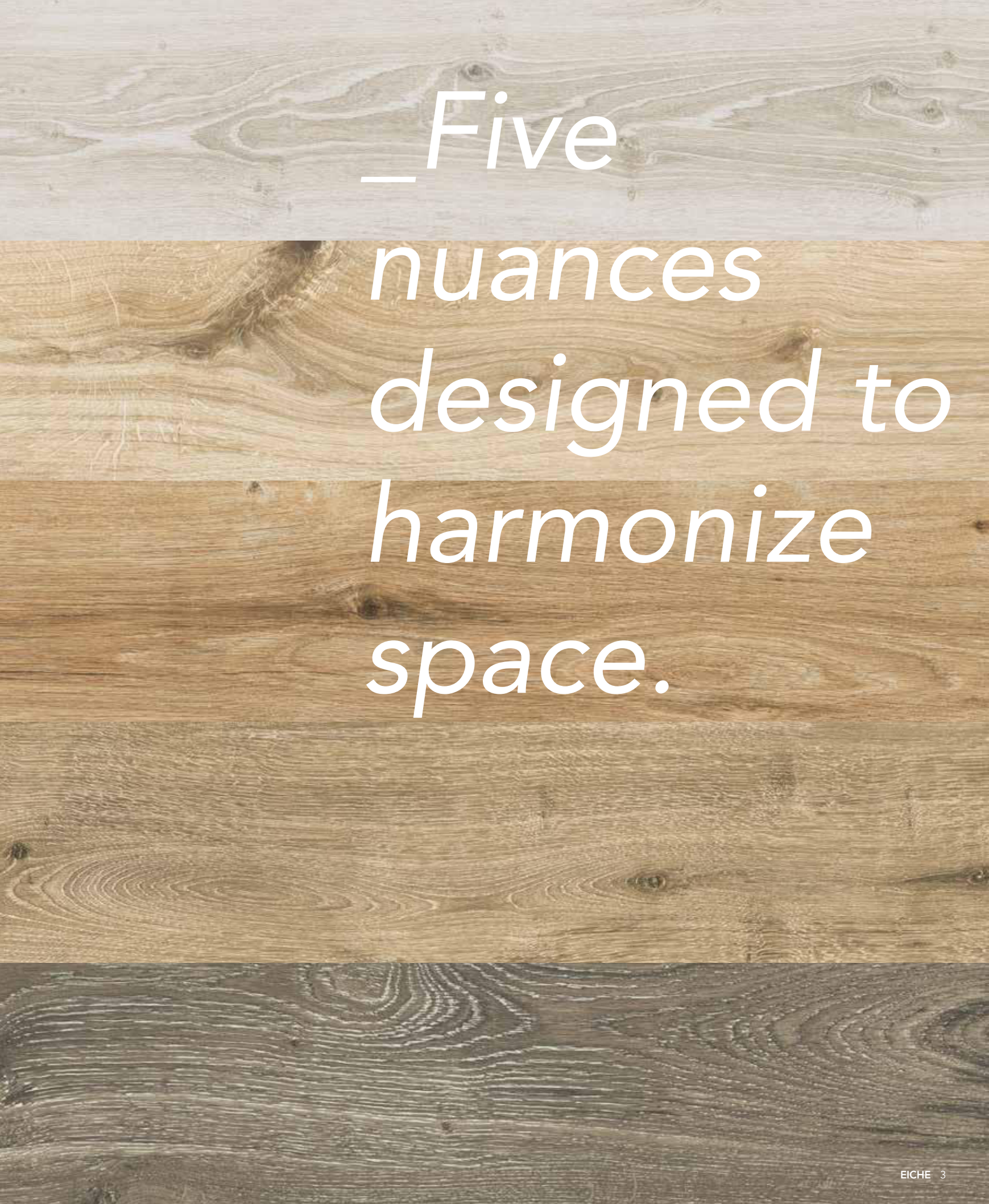
Natur



Scottish



Timber



*\_Five  
nuances  
designed to  
harmonize  
space.*

*In*



*Out*



# *\_Space makes sense with mix&match.*

---

Mélanger et bâtir des projets en combinant les céramiques NovaBell, c'est créer un lien entre l'espace et les émotions.

Durch die Kombination verschiedener keramischer Erzeugnisse von NovaBell gelingt der Brückenschlag zwischen Raum und Emotion.

Mezclar y construir proyectos a través de la combinación de las cerámicas de NovaBell significa crear un vínculo entre espacio y emoción.

Комбинируя керамическую плитку из различных коллекций NovaBell, можно создавать потрясающие по своей эмоциональности пространства.



Miscelare e costruire progetti attraverso l'abbinamento tra le ceramiche NovaBell, significa creare un legame tra spazio ed emozione.

Creating mixtures and constructing designs by combining NovaBell ceramic collections builds a bond between space and emotion.



# Scottish \_Living inside and outdoors.

FLOOR: Scottish Rettificato 30x120 - 11<sup>13/16</sup>x47<sup>1/4</sup> / Scottish Rettificato 20 mm 40x120 - 15<sup>3/4</sup>x47<sup>1/4</sup>  
WALL: Scottish Rettificato 20 mm 40x120 - 15<sup>3/4</sup>x47<sup>1/4</sup>

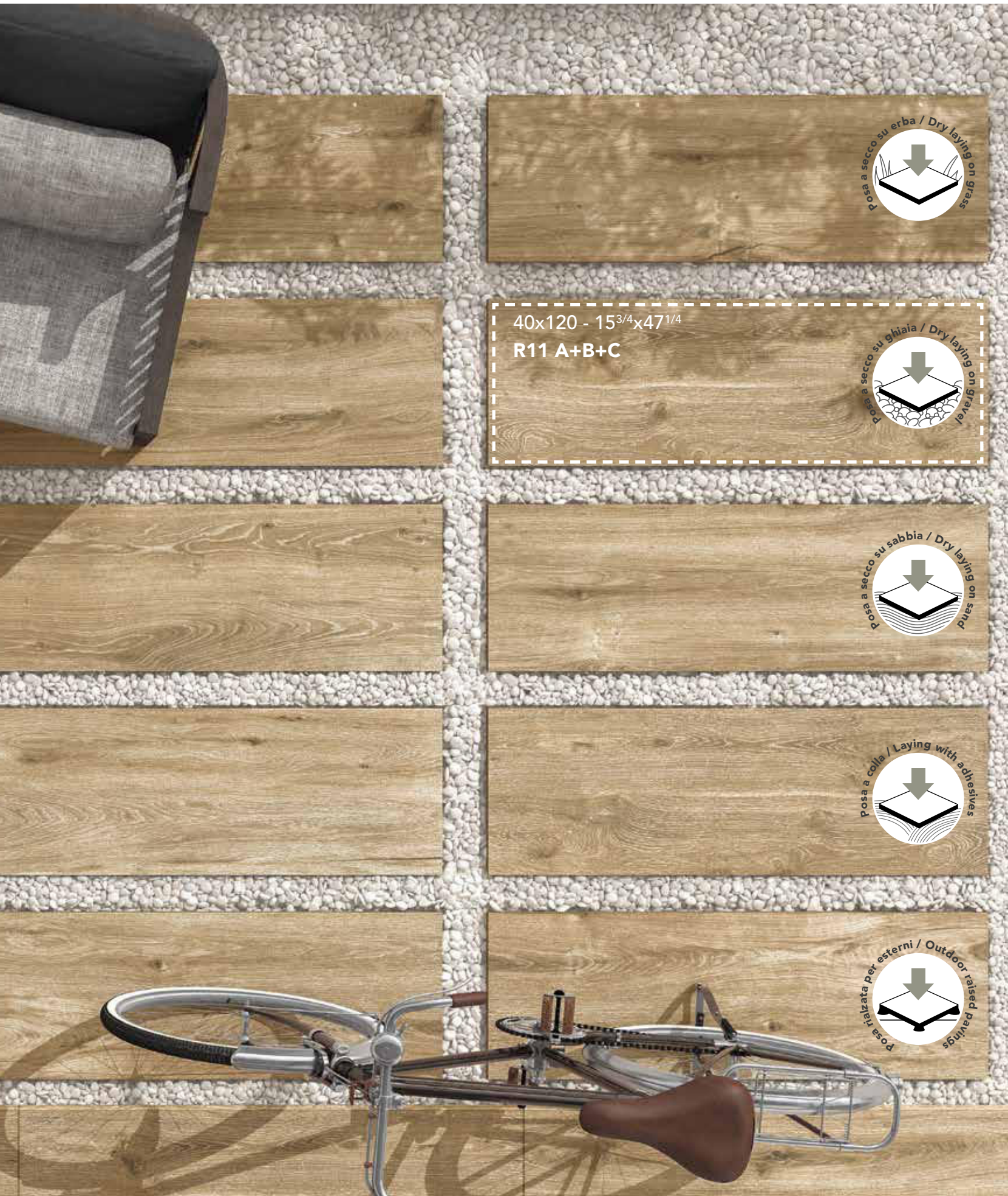


Eiche è un progetto "aperto", le superfici create per l'interno sono perfettamente coordinate a quelle per l'esterno. Questa caratteristica dà fluidità agli spazi aumentando la relazione costante tra in e out.

Eiche is an "open" project; the surfaces created for indoor use are perfectly coordinated with those for the outdoors. This gives fluidity to spaces, supporting a constant dialogue between inside and outside.

20 mm





40x120 - 15<sup>3/4</sup>x47<sup>1/4</sup>  
R11 A+B+C

Posa a secco su erba / Dry laying on grass

Posa a secco su ghiaia / Dry laying on gravel

Posa a secco su sabbia / Dry laying on sand

Posa a colla / Laying with adhesives

Posa realizzata per esterni / Outdoor, raised patios



Eiche est **un projet « ouvert »** : les surfaces créées pour l'intérieur sont parfaitement coordonnées à celles de l'extérieur, apportant ainsi de la fluidité aux espaces, et intensifiant la relation constante entre le dedans et le dehors.

Eiche ist ein so genanntes **offenes Konzept** und ermöglicht die Gestaltung perfekt aufeinander abgestimmter Innen- und Außenbereiche. Nahtlose Übergänge heben die Grenzen zwischen innen und außen auf.

Eiche es **un proyecto "abierto"**, las superficies creadas para el interior están perfectamente coordinadas con las pensadas para el exterior. Esta característica da fluidez a los espacios y alimenta una constante trabazón entre los ámbitos de dentro y de fuera.

Eiche — это «**открытый**» **проект**. Плитка, созданная для использования в помещениях, прекрасно сочетается с плиткой, предназначенной для наружной отделки. Такой подход стирает границы между пространством внутри дома и за его пределами.





*\_Floors  
with a link  
to nature.*

FLOOR: Scottish Rettificato 20x120 - 7<sup>m</sup>7/8x47<sup>m</sup>1/4

WALL: Imperial Statuario Lappato 60x120 - 23<sup>m</sup>5/8x47<sup>m</sup>1/4 / Statuario Lappato 30x60 - 11<sup>m</sup>13/16x23<sup>m</sup>5/8



Imperial



**Imperial**

Statuario Lappato  
60x120 - 23<sup>11</sup>/<sub>8</sub> x 47<sup>1</sup>/<sub>4</sub>

Statuario Lappato  
30x60 - 11<sup>13</sup>/<sub>16</sub> x 23<sup>5</sup>/<sub>8</sub>







FLOOR: Landhaus Rettificato 20x120 - 7<sup>7/8</sup>x47<sup>1/4</sup> / Landhaus Rettificato 20 mm 40x120 - 15<sup>3/4</sup>x47<sup>1/4</sup>

# Landhaus \_Surfaces that make life easier.

Gli effetti materici e il design ricco di dettagli lignei modellano superfici autentiche. **Ogni modulo riflette caratteristiche naturali differenti, trasformando l'alta tecnologia industriale in "legame costante con la natura"**. Eiche semplifica la vita mettendo in primo piano la praticità e la funzionalità, senza rinunciare all'estetica.

Tactile effects, and design rich in details derived from wood, shape authentic surfaces. **Every module reflects different natural characteristics, transforming state-of-the-art industrial technology into a "constant link to nature"**. Eiche makes life easier by prioritising convenience and practicality, without forgetting looks.





Les effets matière et le design foisonnant de détails propres au bois modèlent des surfaces authentiques. **Chaque module reflète des caractéristiques naturelles différentes, transformant ainsi la haute technologie industrielle en « lien permanent avec la nature ».** Eiche simplifie la vie en valorisant l'aspect pratique et la fonctionnalité, sans jamais renoncer à la dimension esthétique.

Das natürliche, detailreiche Materialbild von Holz sorgt für authentische Flächenoptiken. **Kein Modul gleicht dem anderen: Naturnähe durch Hightech.** Eiche bedeutet Komfort im Wohnalltag, denn Zweckmäßigkeit und Funktionalität stehen an erster Stelle. Selbstverständlich stets mit einem besonderen Augenmerk auf erstklassige Ästhetik.

Los efectos matéricos y el diseño lleno de detalles lignarios modelan superficies auténticas. **Cada uno de los módulos refleja características naturales diferentes, transformando la alta tecnología industrial en "vínculo constante con la naturaleza".** Eiche simplifica la vida dando prioridad a la practicidad y a la funcionalidad, sin por ello renunciar a la estética.

Благодаря приятным тактильным ощущениям и детально проработанным текстурам, повторяющим поверхность дерева, плитка воспринимается как натуральный материал. **Каждый модуль имитирует уникальные характеристики древесины, используя лучшие современные технологии подчеркивает связь с природой.** При создании серии Eiche первостепенное внимание уделялось удобству, практичности и, разумеется, эстетичности.



# Natur \_The bathroom incorporating nature.

**Superfici dalle performance uniche, idrorepellenti e inattaccabili, generano una naturale estensione con l'ambiente esterno perfezionando la qualità della vita e dello spazio abitativo.**

**FLOOR:** Natur Rettificato 20x120 - 7<sup>7/8</sup>x47<sup>1/4</sup>  
**WALL:** Mattoncino Natur 30x60 - 11<sup>13/16</sup>x23<sup>5/8</sup> /  
Neutra Bianco 26x75 - 10<sup>1/4</sup>x29<sup>1/2</sup>





Surfaces with unique performances, water-repellent and immune to attack, generate a natural extension with the outdoor environment, perfecting the quality of life and living space.







Natur 20x120 - 7<sup>7/8</sup>x47<sup>1/4</sup>



Neutra Bianco 26x75 - 10<sup>1/4</sup>x29<sup>1/2</sup>

**Des surfaces aux performances uniques, hydrofuges et inattaquables** prolongent naturellement le paysage extérieur environnant : la qualité et l'espace à vivre s'en trouvent perfectionnés.

**Wasserabweisende und resistente Flächenbeläge mit einzigartigen Leistungsmerkmalen** erweitern den Lebensraum nach draußen und sorgen damit für ein Plus an Lebens- und Wohnqualität.

**Superficies de prestaciones únicas, hidrorrepelentes e inatacables,** generan una natural extensión al ámbito exterior contribuyendo a la calidad tanto del espacio habitado como de la vida en el mismo.

**Необыкновенно прочная плитка с водоотталкивающей и устойчивой к агрессивному воздействию поверхности** словно становится частью пейзажа за окном, делая использование ванной комнаты еще более приятным.



# *Harmony through space.*



FLOOR: Natur Rettificato 20x120 - 7<sup>h</sup>7/8x47<sup>m</sup>1/4




Alpin

# “Made in Italy” with something more.



NovaBell progetta e produce le proprie superfici guidata da tutti i valori del Made in Italy. **Conoscenza profonda della materia prima, estetica inconfondibile, basso impatto ambientale.** Eiche trasmette in modo naturale un lusso non ostentato, fatto di elementi preziosi legati alla ricerca della qualità e del buon gusto.

In the design and production of its surfaces, NovaBell is guided by the genuine values of Italian style and manufacturing. **In-depth knowledge of the raw material, unique aesthetics, low environmental impact.** Eiche's natural language speaks of unostentatious luxury, made up of choice features grounded in quality and good taste.



**FLOOR:** Alpin Rettificato 30x120 - 11<sup>13/16</sup>x47<sup>1/4</sup> / Alpin Rettificato 20x120 - 7<sup>7/8</sup>x47<sup>1/4</sup>  
**WALL:** Déco 20x20 - 7<sup>7/8</sup>x7<sup>7/8</sup>





FORMALDEHYDE-FREE  
ASBESTOS-FREE  
CHLORINE-FREE

Guidée par l'ensemble des valeurs propres au « Made in Italy », NovaBell conçoit et fabrique tous ses produits. **Profonde connaissance de la matière première, esthétique incomparable, faible impact sur l'environnement.** Eiche transmet très naturellement un luxe qui n'a rien d'ostentatoire, fait d'éléments précieux issus d'une recherche de la qualité et du bon goût.

NovaBell entwickelt und produziert seine Erzeugnisse im Zeichen der Wertbegriffe des „Made in Italy“. **Profunde Kenntnis der Ausgangsmaterialien, unverwechselbares Design, umweltschonende Herstellungsverfahren.** Eiche vermittelt in natürlicher Weise einen dezenten Luxus, der in kostbaren, stilvollen Details zum Ausdruck kommt.

NovaBell proyecta y fabrica sus superficies guiada por los valores del Made in Italy: **conocimiento profundo de la materia prima, estética inconfundible, bajo impacto medioambiental.** Eiche transmite de modo natural un lujo no ostentado, constituido por elementos preciosos ligados a la búsqueda de la calidad y del buen gusto.

Создавая отделочные материалы, NovaBell не только придерживается традиций итальянского стиля и высоких производственных стандартов. **Мы применяем глубокое знание и терпение, следуя принципам эстетики и экологичности.** Гармонирующий с природой дизайн плитки серии Eiche отличается ненавязчивостью и изысканностью благодаря своей уникальности, высокому качеству и отличному вкусу ее создателей.






FLOOR: Timber Rettificato 26x160 - 10<sup>ml</sup> x 63<sup>pl</sup>



# *Timber* *\_An* *intimate* *project.*

Eiche è un progetto lontano dalle "mode". Il design della materia e le scelte cromatiche nascono per trasferire sensazioni di intimità, comfort e sicurezza, per questo **le superfici NovaBell connettono il gusto personale con lo spazio circostante in maniera disinvolta e autentica.**

Eiche is a project untouched by "fashions". The material's design and colour scheme are chosen to convey sensations of intimacy, comfort and safety, so **NovaBell surfaces link personal taste with the surrounding space with ease and authenticity.**







Eiche est un projet qui s'inscrit à l'écart des « modes », dont le design de la matière et les choix de couleurs sont conçus pour transmettre des sensations d'intimité, de confort et de sécurité : à cet égard, **les surfaces NovaBell** relient le goût personnel à l'espace environnant, dans la simplicité et l'authenticité.

Eiche ist ein zeitloses Konzept, das keinen Moden folgt. Materialdesign und Farbspektrum vermitteln Intimität, Komfort, Geborgenheit. So **ermöglichen die Flächenbeläge von NovaBell die individuelle Gestaltung authentischer, stilvoller Raumwelten.**

Eiche es un proyecto alejado de las "modas". El diseño de la materia y la elección de los colores buscan transmitir sensaciones de intimidad, comodidad y seguridad. Por ello **las superficies NovaBell conectan el gusto personal con el espacio circundante de manera desenvuelta y genuina.**

Проект Eiche не подвластен мимолетным веяниям моды. Дизайн материалов и их цветовая гамма передают ощущение душевности, комфорта и безопасности, **поэтому плитки NovaBell** позволяет легко и профессионально воплотить личные вкусовые предпочтения в оформлении пространства.





*Items*  
*Eiche*



LANDHAUS

**IMBALLI E PESI. PACKAGING AND WEIGHTS. VERPACKUNGEN UND GEWICHTE. EMBALLAGES ET POIDS.**

	pcs/box	m2/box	kg/box	box/pallet	m2/pallet	kg/pallet	≡ mm
26x160	3	1,248	28,5	24	29,952	684	9,5
16x160	4	1,024	22,8	60	61,440	1368	9,5
30x120	3	1,080	22,8	27	29,160	616	9,5
20x120	4	0,960	20,2	40	38,400	808	9,5
20x20	27	1,080	22,7	34	37,720	772	9,5
30x180	1	0,540	23,4	42	22,680	983	20
20x120	2	0,480	20,6	40	19,200	824	20
40x120	1	0,480	20,6	48	23,040	989	20



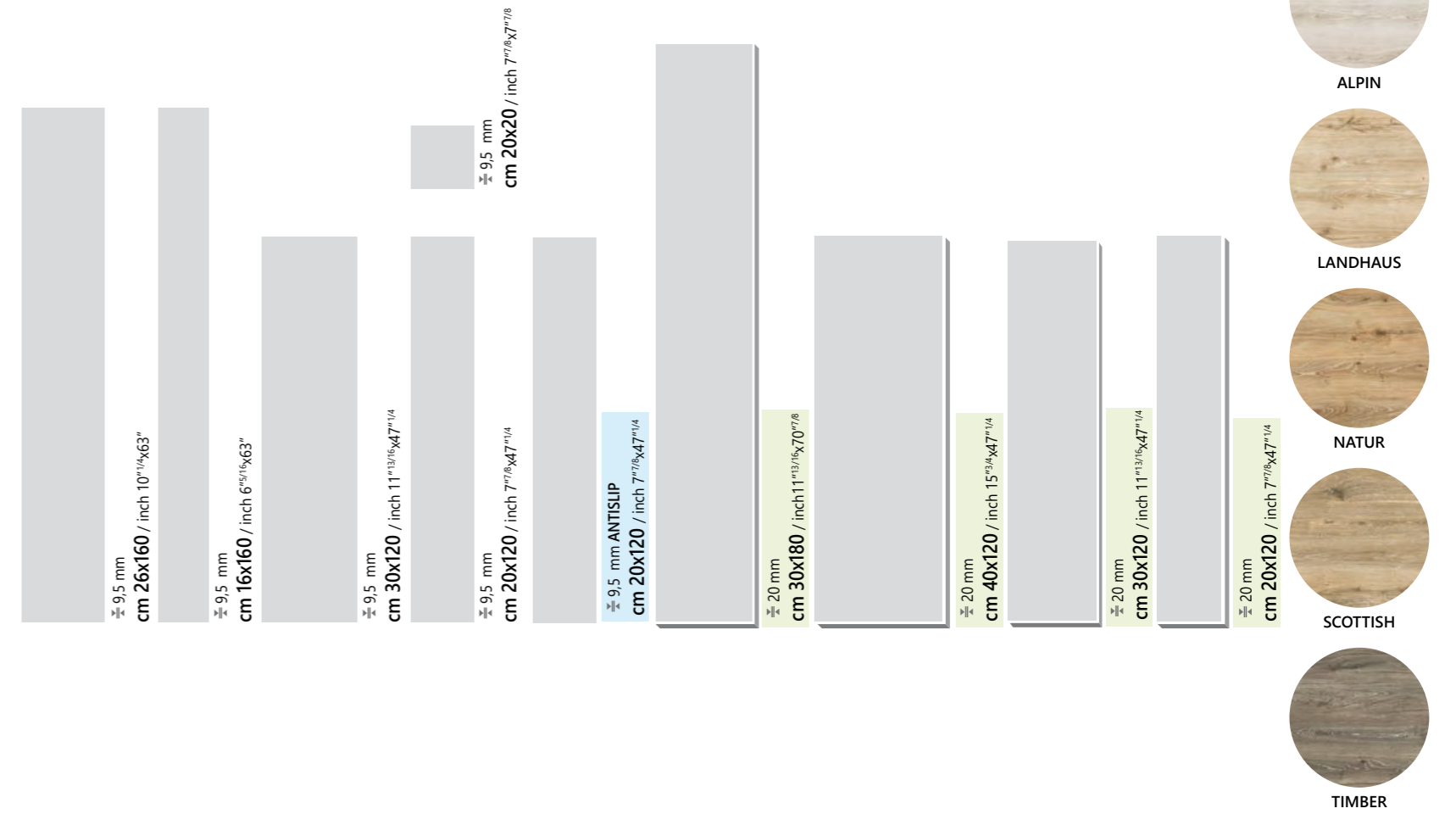
DOWNLOAD CATALOGUE



# EICHE

FORMATI. SIZES. FORMATE. FORMATS.

GRES A IMPASTO COLORATO. FULL BODY COLOUR



TECHNICAL	DIN 51130	DIN 51097	BCR	ANSI DCOF	Deep Abrasion Resistance	MOHS	Recommended Use	Resistance to Staining	ANSI A 137.1
<b>NATURAL</b>	R10	A+B	DRY > 0.40 WET > 0.40	WET ≥ 0.42	< 175 mm <sup>3</sup>	≥ 5	4	5	
<b>ANTISLIP</b>	R11	A+B+C	DRY > 0.40 WET > 0.40	WET ≥ 0.42	< 175mm <sup>3</sup>	≥ 5	5	5	
<b>20 MM</b>	R11	A+B+C	DRY > 0.40 WET > 0.40	WET ≥ 0.42	< 130 mm <sup>3</sup>	≥ 8	5	5	



NATURAL



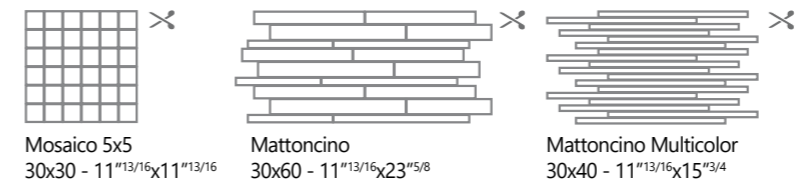
20 MM

DOWNLOAD TECHNICAL FEATURES



ANTISLIP

**DECORI. DECORATIONS . DEKORE. DÉCORS.**



Mosaico 5x5  
30x30 - 11<sup>13/16</sup>x11<sup>13/16</sup>

Mattoncino  
30x60 - 11<sup>13/16</sup>x23<sup>5/8</sup>

Mattoncino Multicolor  
30x40 - 11<sup>13/16</sup>x15<sup>3/4</sup>





▲ TIMBER



▲ SCOTTISH / IMPERIAL

SCOTTISH ▼



LANDHAUS / NATUR / TIMBER ▼







ALPIN



SCOTTISH



LANDHAUS



TIMBER



NATUR

COLOR	26x160 Rettificato 03   1110	16x160 Rettificato 04   1110	30x120 Rettificato 03   1095	20x120 Rettificato 04   1095	20x20 Rettificato 27   1095	20x120 ANTISLIP 04   1100
ALPIN	ECH 86RT	ECH 84RT	ECH 83RT	ECH 81RT *	-	-
LANDHAUS	ECH 46RT	ECH 44RT	ECH 43RT	ECH 41RT *	ECH 04RT	ECH 47AS
NATUR	ECH 36RT	ECH 34RT	ECH 33RT	ECH 31RT *	-	ECH 37AS
SCOTTISH	ECH 56RT	ECH 54RT	ECH 53RT	ECH 51RT *	ECH 05RT	ECH 57AS
TIMBER	ECH 66RT	ECH 64RT	ECH 63RT	ECH 61RT *	-	ECH 67AS





30x180 / 40x120 / 20x120

20 MM



30x180 / 40x120 / 20x120

20 MM



30x180 / 40x120 / 20x120

20 MM



30x180 / 40x120 / 20x120

20 MM

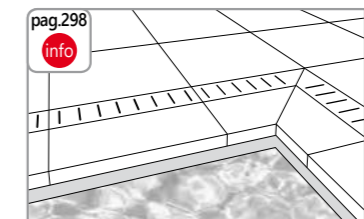


30x180 / 40x120 / 20x120

20 MM

COLOR	20 MM 30x180 Rettificato 01   1140	20 MM 40x120 Rettificato 01   1125	20 MM 20x120 Rettificato 02   1125
ALPIN	ECH 818R	ECH 82RT	ECH 88RT
LANDHAUS	ECH 418R	ECH 42RT	ECH 48RT
NATUR	ECH 318R	ECH 32RT	ECH 38RT

COLOR	20 MM 30x180 Rettificato 01   1140	20 MM 40x120 Rettificato 01   1125	20 MM 20x120 Rettificato 02   1125
ALPIN	ECH 518R	ECH 52RT	ECH 58RT
NATUR	ECH 618R	ECH 62RT	ECH 68RT



SPECIAL TRIMS 20 MM

OUT WALK	Bending Strength EN 13396 ≥ U11 (for square slabs)	Water Absorption ≤ 0,03%	DIN 51130 R11	DIN 51097 A+B+C	BS 7976 Pendulum Tester Average Values wet ≥ 50 dry ≥ 55	MOHS ≥ 8	Modulus of Rupture (for square slabs) ≥ 50 N/mm <sup>2</sup>	Breaking Strength (for square slabs) ≥ 12.000 N	Compressive Strength ≥ 200 N/mm <sup>2</sup>
TECHNICAL DATA 20 MM	Resistance to household chemicals and swimming pool salts	Frost Resistance	Thermal Shock	Color Resistance UV Light	Reaction to Fire	A1FL	≥ 500 kg/cm <sup>2</sup>	≥ 1.200 kg	≥ 2.000 kg/cm <sup>2</sup>
5	A	Complies	Resistant	Resistant			≥ 7,500 psi	≥ 2,700 lbs	≥ 29,000 psi

# EICHE




30x30 - 11<sup>13</sup>/<sub>16</sub>x11<sup>13</sup>/<sub>16</sub>  
**ECH 445K** Mos. 5x5 Landhaus **3115**



30x30 - 11<sup>13</sup>/<sub>16</sub>x11<sup>13</sup>/<sub>16</sub>  
**ECH 335K** Mos. 5x5 Natur **3115**



30x30 - 11<sup>13</sup>/<sub>16</sub>x11<sup>13</sup>/<sub>16</sub>  
**ECH 555K** Mos. 5x5 Scottish **3115**



30x30 - 11<sup>13</sup>/<sub>16</sub>x11<sup>13</sup>/<sub>16</sub>  
**ECH 885K** Mos. 5x5 Alpin **3115**



30x30 - 11<sup>13</sup>/<sub>16</sub>x11<sup>13</sup>/<sub>16</sub>  
**ECH 665K** Mos. 5x5 Timber **3115**



30x60 - 11<sup>13</sup>/<sub>16</sub>x23<sup>5</sup>/<sub>8</sub>  
**ECH 446K** Mattoncino Landhaus **3130**



30x60 - 11<sup>13</sup>/<sub>16</sub>x23<sup>5</sup>/<sub>8</sub>  
**ECH 336K** Mattoncino Natur **3130**



30x60 - 11<sup>13</sup>/<sub>16</sub>x23<sup>5</sup>/<sub>8</sub>  
**ECH 556K** Mattoncino Scottish **3130**



30x60 - 11<sup>13</sup>/<sub>16</sub>x23<sup>5</sup>/<sub>8</sub>  
**ECH 886K** Mattoncino Alpin **3130**



30x60 - 11<sup>13</sup>/<sub>16</sub>x23<sup>5</sup>/<sub>8</sub>  
**ECH 666K** Mattoncino Timber **3130**

# MOSAICS & DECORS



30x40 - 11<sup>13</sup>/<sub>16</sub>x15<sup>3</sup>/<sub>4</sub>  
**ECH 400K** Mattoncino Multicolor **3140**



20x20 - 7<sup>7</sup>/<sub>8</sub>x7<sup>7</sup>/<sub>8</sub>  
**ECH 04RT** Landhaus Rett. **1095**    **ECH 05RT** Scottish Rett. **1095**

## COORDINATED DÉCO



20x20 - 7<sup>7</sup>/<sub>8</sub>x7<sup>7</sup>/<sub>8</sub>  
**DEC 272K** Cementine Mix **1105**    **DEC 472K** Cementine Mix Light Beige **1105**



ALPIN / DÉCO



NATUR / NEUTRA

COLOR	Mos. 5x5 30x30 10   3115	Mattoncino 30x60 04   3130	Mattoncino Multicolor 30x40 04   3140
ALPIN	ECH 885K	ECH 886K	ECH 400K
LANDHAUS	ECH 445K	ECH 446K	
NATUR	ECH 335K	ECH 336K	
SCOTTISH	ECH 555K	ECH 556K	
TIMBER	ECH 665K	ECH 666K	

COLOR	Gradino Elle Rett. 33x120x4 01   670	Angolo DX Rett. 33x120x4 01   676	Angolo SX Rett. 33x120x4 01   676	Battiscopa 7x120 04   290
ALPIN	ECH G81K	ECH G82K	ECH G83K	ECH B82K
LANDHAUS	ECH G41K	ECH G42K	ECH G43K	ECH B42K
NATUR	ECH G31K	ECH G32K	ECH G33K	ECH B32K
SCOTTISH	ECH G51K	ECH G52K	ECH G53K	ECH B52K
TIMBER	ECH G61K	ECH G62K	ECH G63K	ECH B62K

**6** SETTIMANE DI CONSEGNA / DELIVERY WEEKS /  
 WOCHEN LIEFERZEIT / SEMAINES DE LIVRAISON

MERCHANDISING



LANDHAUS



NATUR



SCOTTISH



ALPIN



TIMBER




SCA-ECH

## IMBALLI e PESI

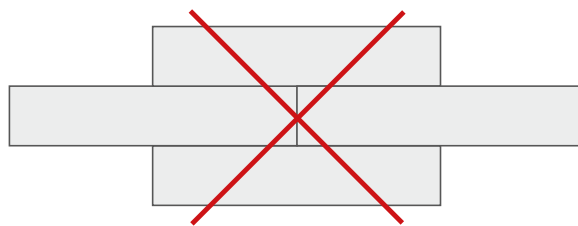
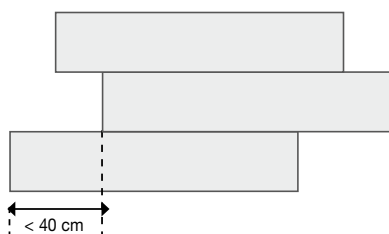
Packaging and weights / Verpackungen und Gewichte / Emballages et poids / Embalajes y pesos / Упаковка и вес

### SCATOLA / BOX

### PALLET

	pz	m2	kg	box	m2	kg	⚖
26x160	3	1,248	30,2 	24	29,952	725	10,5
16x160	4	1,024	24,0	60	61,440	1440	10,5
30x120	3	1,080	24,2	24	25,920	581	10,5
20x120	4	0,960	21,3	40	38,400	852	10,5
20x20	27	1,080	25,0	34	37,720	850	10,5
20x120	2	0,480	21,4	40	19,200	856	20
40x120	1	0,480	21,7	48	23,040	1042	20

**Posa Sfalsata: disposizione consigliata** / OFFSET PATTERN: recommended arrangement / HALBSTEINVERBAND: Empfohlene Anordnung / POSE DÉCALÉE: disposition conseillée / COLOCACIÓN A ROMPEJUNTA: disposición aconsejada.



Nella posa "a correre", si consiglia di sfalsare i moduli distanziandoli non oltre i 40 cm.

In the case of "random" patterns, we recommend offsetting the modules, but by no more than 40 cm.

Bei versetzter Verlegung wird empfohlen, die Module in einem Versatz von maximal 40 cm zu verlegen.

Dans la pose «à l'anglaise», il est conseillé de décaler les modules en les espaçant de moins de 40 cm.

En la colocación "corrida" se aconseja colocar las piezas a rompejunta distanciándolas no más de 40 cm.



## LEED® CERTIFICATION COMPLIANT

**EICHE E' UN PRODOTTO CON PARTICOLARI CARATTERISTICHE DI ECOSOSTENIBILITA', CHE CONTRIBUISCE ALL'OTTENIMENTO DEI CREDITI PER LA CERTIFICAZIONE LEED (LEADERSHIP IN ENERGY AND ENVIROMENTAL DESIGN).**



EICHE IS A PRODUCT WITH PARTICULAR ENVIRONMENTAL SUSTAINABILITY CHARACTERISTICS, THAT HELPS IN OBTAINING POINTS FOR LEED (LEADERSHIP IN ENERGY AND ENVIRONMENTAL DESIGN) CERTIFICATION.

LA SERIE EICHE PRESENTE DE CARACTERISTIQUES SPECIFIQUES DE DEVELOPPEMENT DURABLE; ELLE CONTRIBUS A OBTENIR DE CREDITS POUR LA CERTIFICATION LEED (LEADERSHIP IN ENERGY AND ENVIROMENTAL DESIGN).


EICHE - ЭТО ПРОДУКЦИЯ СО СПЕЦИАЛЬНЫМИ ХАРАКТЕРИСТИКАМИ ЭКОЛОГИЧЕСКОЙ ЭФФЕКТИВНОСТИ, ПОЗВОЛЯЮЩАЯ ПОЛУЧАТЬ ЗАЧЕТНЫЕ ОЧКИ ДЛЯ СЕРТИФИКАТА LEED (LEADERSHIP IN ENERGY AND ENVIROMENTAL DESIGN).

EICHE IST EIN AUSGESPROCHEN UMWELTFREUNDLICHES PRODUKT, DAS ZUM ERREICHEN DER PUNKTE FÜR DIE ZERTIFIZIERUNG NACH LEED (LEADERSHIP IN ENERGY AND ENVIROMENTAL DESIGN) BEITRÄGT.

EICHE ES UN PRODUCTO CON CARACTERÍSTICAS DE SOSTENIBILIDAD MEDIOAMBIENTAL ESPECIALES, QUE FACILITA LA OBTENCIÓN DE PUNTOS PARA LA CERTIFICACIÓN LEED (LEADERSHIP IN ENERGY AND ENVIRONMENTAL DESIGN) LIDERAZGO EN ENERGÍA Y DISEÑO AMBIENTAL.




## The International reference standards: ANSI - ASTM **NATURALE**

Characteristics and Test methods 	Requirements ANSI A 137.1	Our general values
Determination of water absorption - (ASTM C 373)	Average value $E_w \leq 0,5\%$	Average value $\leq 0,5\%$
<b>Classification</b>	<b>Definition § 3.0</b>	<b>Porcelain tiles</b>
		<b>Physical properties</b>
Breaking strength - (ASTM C 648)	Average $\geq 250$ lbf (1.11 kN) Individual $\geq 225$ lbf (1.00 kN)	Complies
Visible Abrasion - (ASTM C 1027)	As reported	Class 0-5
NovaBell classification of abrasion resistance	(see Annex N)	<b>Class 4</b>
Thermal shock resistance - (ASTM C 428)	Pass	Complies
Crazing resistance - (ASTM C 424)	Pass	Complies
Resistance to freeze/thaw cycling - (ASTM C 1026)	As reported	Resistant
<b>DCOF Resistance</b> - (ANSI A 137.1 Section 9.6)	$\geq 0.42^{(1)}$	DCOF $\geq 0.42$
Bond strenght - (ASTM C 482)	$\geq 50$ psi (0.34 MPa)	$> 1$ MPa
Color Uniformity - (ASTM C 609 and ANSI A 137.1 section 9.3) <sup>(2)</sup>	V0 - 3 Judds	See the specific section
		<b>Chemical properties</b>
Chemical resistance - (ASTM C 650)	As reported	Resistant
Stain resistance - (ASTM C 1378)	As reported	Resistant
		<b>Dimensions - Calibrated tiles</b>
Dimensions - (ASTM C 499) - (ASTM C 485) - (ASTM C 502)	See ANSI A 137.1 - Tab.10	Complies
		<b>Dimensions - Rectified tiles</b>
Dimensions - (ASTM C 499) - (ASTM C 485) - (ASTM C 502)	See ANSI A 137.1 - Tab.10	Complies

(1) For level interior spaces expected to be walken upon when wet - (2) For V0 tiles only



**EICHE  
NATURALE**


 Utilizzare il **QR CODE** per scaricare le schede tecniche


 Use the **QR CODE** to download data sheets


 **QR CODE** benutzen um die technische datenblätter runter zu laden



**EICHE  
ANTISLIP**

 Veuillez utiliser le **QR CODE** pour télécharger les fiches techniques

 Utilizar el **QR CODE** para descargar las fichas técnicas


 Используйте QR-код для скачивания технических характеристик



**EICHE  
20MM**

The international reference standards: ISO - EN

# NATURALE


Characteristics and Test methods 	Requirements EN 14411 <sup>(1)</sup> - G/ISO 13006 <sup>(2)</sup> - G	Our general values
Determination of water absorption - (ISO 10545-3)	Average value $E_3 \leq 0,5\%$ / Individual maximum 0,6%	Average value and individual maximum < 0,5%
<b>Classification</b>	<b>Definition § 3.2 and § 3.7</b>	<b>Bl<sub>a</sub> - Porcelain tiles</b>
		<b>Physical properties</b>
Modulus of rupture - (ISO 10545-4)	Average $\geq 35$ N/mm <sup>2</sup>	$\geq 35$ N/mm <sup>2</sup>
Breaking strength - (ISO 10545-4)	Average $\geq 1300$ N for tickness $\geq 7,5$ mm Average $\geq 700$ N for tickness < 7,5 mm	Complies
BREAKAGE LOAD CLASS (value referred to 60x60rt - 80x80rt sizes)	EN 1339 ANNEX F	U11
Abrasion resistance - (ISO 10545-7)	Abrasion class and cycles passed	See the specific section
NovaBell classification of abrasion resistance	(see Annex N)	<b>Class 4</b>
Coefficient of linear thermal expansion (ISO 10545-8)	Declared value <sup>(1)</sup> / Test method available <sup>(2)</sup>	< 7,1 x10 <sup>-6</sup> °C <sup>-1</sup>
Thermal shock resistance - (ISO 10545-9)	Pass according to EN ISO 10545-1 <sup>(1)</sup> / Test method available <sup>(2)</sup>	Complies
Crazing resistance - (ISO 10545-11)	Pass according to EN ISO 10545-1 <sup>(1)</sup> / Required <sup>(2)</sup>	Complies
Frost resistance - (ISO 10545-12)	Pass according to EN ISO 10545-1 <sup>(1)</sup> / Required <sup>(2)</sup>	Complies
Moisture expansion - (ISO 10545-10)	Declared value <sup>(1)</sup> / Test method available <sup>(2)</sup>	$\leq 0,2$ mm/m
Small colour differences (ISO 10545-16)	$\Delta E_{cmc} < 0,75^{(1)}$	If agreed
Impact resistance - (ISO 10545-5)	Declared value <sup>(1)</sup> / Test method available <sup>(2)</sup>	COR > 0,75
Reaction to fire	Class A1 or A1 <sub>FL</sub> <sup>(1)</sup>	A1 <sub>FL</sub> Classified Without Testing (CWT) - 96/603
		<b>Chemical properties</b>
Chemical resistance - (GL) (ISO 10545-13)		
Resistance to low and high concentrations of acids and alkalis	Declared value <sup>(1)</sup> / Manufacturer is to state classification <sup>(2)</sup>	Resistant (see "Maintenance and care" section)
Resistance to household chemicals and swimming pool salts	Minimum class B	G A
Resistance to staining (ISO 10545-14)	Minimum class 3	$\geq 4$ (see "Maintenance and care" section)
Release of dangerous substances (ISO 10545-15)	Declared value <sup>(1)</sup> / Test method available <sup>(2)</sup>	Pb < 0,1 / Cd < 0,01 mg/dm <sup>2</sup>
		<b>Dimensions and surface quality</b>
Dimensions - (ISO 10545-2)	See ANNEX G	Complies
Surface quality - (ISO 10545-2 § 7)	A minimum of 95% of the tiles shall be free from visible defects that would impair the appearance of a major area of tiles	Complies


(1) Requirements according to EN 14411

(2) Requirements according to ISO 13006


Test methods	Requirements and references	Our general values
Determination of anti-slip properties - Workrooms and fields of activities with raised slip danger, walking method - Ramp test (DIN 51130) - Germany	BGR / ASR From R9 to R13	<b>R10</b>
Determination of anti-slip properties. - Wet-loaded barefoot areas - Walking method - Ramp test (DIN 51097) - Germany	GUV-I 8527 A - B - C	<b>A+B</b>
Dynamic Coefficient Friction wet and dry condition (BCR - ex BCRA) - Italy	DM n. 236 / 1989 $\mu > 0,40$	<b><math>\mu &gt; 0,40</math></b>
Scrath hardenss of surface according to Mohs	ex BS 6431-13 / ex EN 101	$\geq 5$


 La tabella in italiano con i dati tecnici è scaricabile su [www.novabell.it](http://www.novabell.it)

 The English language technical specification for each collection can be downloaded from [www.novabell.it](http://www.novabell.it)

 Die Tabelle in deutscher Sprache kann auf [www.novabell.it](http://www.novabell.it) heruntergeladen werden.

 Si vous le souhaitez, téléchargez le tableau contenant les données techniques en français en allant sur [www.novabell.it](http://www.novabell.it)

 Descargue la tabla de datos técnicos en español, disponible en [www.novabell.it](http://www.novabell.it)

 Таблицу на русском языке с техническими данными можно скачать с сайта [www.novabell.it](http://www.novabell.it)

