


G E A



LAFENZA
TILE WITH STYLE



ELEGANZA
MAGNETICA
MAGNETIC ELEGANCE

A brand of
Cooperativa Ceramica D'Imola S.c.

Via V. Veneto, 13
40026 Imola (BO) Italia
Tel. +39 0542 601601
Fax + 39 0542 31749

L'eleganza magnetica esercitata dalla Divina Terra, Gea, Dea primordiale nella mitologia greca, si unisce all'inconfondibile matrice stilistica del Brand.

The magnetic elegance exercised by the Goddess of Earth, Gea primordial goddess of Greek mythology, combines with the Brand's unmistakable stylistic matrix.



Lo stile naturale torna nella sua essenza più equilibrata, non urlata, per ambienti accoglienti. LaFaenza coglie al meglio questo input stilistico, unendo in un'unica collezione la sobrietà dei materiali naturali ad una soluzione in ceramica delicata ed elegante. Un unico concept composto da tre linee guida puntuali: massimo realismo e fedeltà ai tipici segni grafici della pietra; minimalismo accennato, per conferire una connotazione più morbida alla superficie; una palette cromatica volutamente calda ed avvolgente studiata sui timbri del beige e del grigio. Un dialogo di ricerca attivo che trova in Gea una nuova proposta in ceramica dal tratto raffinemente rustico.

The natural style is back in its most balanced, discreet spirit, to create welcoming rooms. LaFaenza fully grasps this stylistic input, combining the temperance of natural materials with a delicate, elegant ceramic solution in a single collection.


A unique concept made up of three firm guidelines: maximum realism and adherence with the typical graphic signs of stone; outlined minimalism, to bring a softer connotation to the surface; a chromatic palette that is deliberately warm and welcoming, designed around beige and grey colours. A dialogue of on-going research that finds a new ceramic proposal in Gea with a sophisticated rustic feature.





PRECIOUS MATTER

MATERIA PREZIOSA




GEA6 120AV RM - GEA6 12AV RM





GEA6 120AV RM







TACTILE EMOTIONS

EMOZIONI TATTILI









GEA6 DK 12MS S





SUGGESTIVE ATMOSPHERES


SUGGESTIVE ATMOSFERE











SOPHISTICATED GLOWS

BAGLIORI SOFISTICATI







GEA6 120G RM - GEA6 DK 12MS G



GEA6 12G RM





COLOR BODY PORCELAIN TILE
GRES PORCELLANATO COLORATO IN MASSA
CONFORME UNI EN 14411 - G BIA



120x120
48" x 48"



90x90
36" x 36"



60x120
24" x 48"



60x60
24" x 24"



30x60
12" x 24"

GEA

AV code info



GEA6 120AV RM 6,5 N

120x120 - 48"x48"



GEA6 90AV RM 6,5 N

90x90 - 36"x36"



GEA6 12AV RM 6,5 N

60x120 - 24"x48"



GEA6 60AV RM 6,5 N

60x60 - 24"x24"



GEA6 36AV RM 6,5 N

30x60 - 12"x24"



MK.GEA6 30AV 6,5 N

30x30 - 12"x12"

GEA

S code info



GEA6 120S RM 6,5 N

120x120 - 48"x48"



GEA6 90S RM 6,5 N

90x90 - 36"x36"



GEA6 12S RM 6,5 N

60x120 - 24"x48"



GEA6 60S RM 6,5 N

60x60 - 24"x24"



GEA6 36S RM 6,5 N

30x60 - 12"x24"



MK.GEA6 30S 6,5 N

30x30 - 12"x12"




GEA6 DK 12MS AV 60x120 - 24"x48" 2



MK.GEA6 DK 30AV 30x30 - 12"x12" 4



GEA6 DK 12MS S 60x120 - 24"x48" 2



MK.GEA6 DK 30S 30x30 - 12"x12" 4

GEA

AG code info



GEA6 120AG RM 6,5 N

120x120 - 48"x48"



GEA6 90AG RM 6,5 N

90x90 - 36"x36"



GEA6 12AG RM 6,5 N

60x120 - 24"x48"



GEA6 60AG RM 6,5 N

60x60 - 24"x24"



GEA6 36AG RM 6,5 N

30x60 - 12"x24"



MK.GEA6 30AG 6,5 N

30x30 - 12"x12"

GEA

G code info



GEA6 120G RM 6,5 N

120x120 - 48"x48"



GEA6 90G RM 6,5 N

90x90 - 36"x36"



GEA6 12G RM 6,5 N

60x120 - 24"x48"



GEA6 60G RM 6,5 N

60x60 - 24"x24"



GEA6 36G RM 6,5 N


30x60 - 12"x24"



MK.GEA6 30G 6,5 N

30x30 - 12"x12"




GEA6 DK 12MS AG 60x120 - 24"x48" 




MK.GEA6 DK 30AG 30x30 - 12"x12" 



GEA6 DK 12MS G 60x120 - 24"x48" 



MK.GEA6 DK 30G 30x30 - 12"x12" 

GEA
COLOR BODY PORCELAIN TILE - GRES PORCELLANATO COLORATO IN MASSA



	⊗		AV	S	AG	G	
6x60 2.4"x24"	6,5	△ 10	■ N	GEA6 BT60AV	GEA6 BT60S	GEA6 BT60AG	GEA6 BT60G
6x90 2.4"x36"	6,5	△ 7	■ N	GEA6 BT90AV	GEA6 BT90S	GEA6 BT90AG	GEA6 BT90G
6x120 2.4"x48"	6,5	△ 8	■ N	GEA6 BT120AV	GEA6 BT120S	GEA6 BT120AG	GEA6 BT120G
120x32,5 48"x12.8"	6,5	△ 2	■ N	GEA6 G120AV	GEA6 G120S	GEA6 G120AG	GEA6 G120G

IMBALLI - PACKING

FORMATO NOMINALE NOMINAL SIZE	SPESSORE THICKNESS	SCATOLA BOX			PALLET			
		PZ	MQ	KG	BOX	MQ	KG	
120x120 - 48"x48"	rectified	6,5	2	2,88	45,22	30	86,40	1376,75
90x90 - 36"x36"	rectified	6,5	3	2,43	37,25	22	53,46	839,50
60x120 - 24"x48"	rectified	6,5	4	2,88	44,91	16	46,08	738,60
60x60 - 24"x24"	rectified	6,5	5	1,80	26,00	32	57,60	852,00
30x60 - 12"x24"	rectified	6,5	9	1,62	23,50	40	64,80	960,00
30x30 MOSAICO - 12"x12"	rectified	6,5	6	0,54	7,48	72	38,88	558,42

GEA	DIN 51130 (R)	DIN 51097 (A+B+C)	BCR REP. CEC 6/81		DM 14/6/89 N. 236		PENDULUM TEST BS (INGLESE)	PENDULUM TEST AS/NZS 4856:2004 (AUSTRALIANO)	PENDULUM TEST UNE ENV 12633:2003 (SPAGNOLO)	BOT 3000 (DCOF)
			g.a.	g.b.	c.a.	g.b.				
GEA	R10	A	>0,4	>0,4	>0,4	>0,4	>36	>35	1	>0,42

GEA
COLOR BODY PORCELAIN TILE - GRES PORCELLANATO COLORATO IN MASSA

	90x90 36"x36"	60x60 24"x24"
GEA 90AV AS RM	GEA 60AV AS RM	
GEA 90S AS RM	GEA 60S AS RM	
GEA 90AG AS RM	GEA 60AG AS RM	
GEA 90G AS RM	GEA 60G AS RM	

	SQUARE BORDER costa lucida SQUARE BORDER polished edge 60X60 - 24"x24"	SQUARE BORDER costa lucida SQUARE BORDER polished edge 90X90 - 36"x36"	GRADONE costa lucida TERRACE polished edge 33X60 - 13"x24"	ALZATA gocciolatoio ALZATA dripstone 20X60 - 8"x24"
GEA SB60AV AS	GEA SB90AV AS	GEA GR336AV AS	GEA AZ60AV AS	
GEA SB60S AS	GEA SB90S AS	GEA GR336AS AS	GEA AZ60S AS	
GEA SB60AG AS	GEA SB90AG AS	GEA GR336AG AS	GEA AZ60AG AS	
GEA SB60G AS	GEA SB90G AS	GEA GR336G AS	GEA AZ60G AS	

	STEP righe costa lucida STEP stripes polished edge 30X60 - 12"x24"	TOP gocciolatoio costa lucida TOP dripstone polished edges 30X60 - 12"x24"	BORDO PISCINA costa lucida POOL EDGE polished edge 30X60 - 12"x24"	GRIGLIA PISCINA POOL GRILLE 20X60 - 8"x24"
GEA S60AV AS	GEA TOP60AV AS	GEA BP60AV AS	GEA GP60AV AS	
GEA S60S AS	GEA TOP60S AS	GEA BP60S AS	GEA GP60S AS	
GEA S60AG AS	GEA TOP60AG AS	GEA BP60AG AS	GEA GP60AG AS	
GEA S60G AS	GEA TOP60G AS	GEA BP60G AS	GEA GP60G AS	










IMBALLI - PACKING

FORMATO NOMINALE NOMINAL SIZE	SPESSORE THICKNESS	SCATOLA BOX			PALLET			
		PZ/PCS	MQ/SM	KG	BOX/BOXES	MQ/SM	KG	
90x90 - 36"x36"	rectified	20	1	0,81	37,35	30	24,30	1140,50
60x60 - 24"x24"	rectified	20	2	0,72	33,15	32	23,04	1080,80

GEA AS	DIN 51130 (R)	DIN 51097 (A+B+C)	BCR REP. CEC 6/81		DM 14/6/89 N. 236		PENDULUM TEST BS (INGLESE)	PENDULUM TEST AS/NZS 4856:2004 (AUSTRALIANO)	PENDULUM TEST UNE ENV 12633:2003 (SPAGNOLO)	BOT 3000 (DCOF)
			g.a.	g.b.	c.a.	g.b.				
GEA AS	R11	B+C	>0,4	>0,4	>0,4	>0,4	>36	>45	3	>0,42

Caratteristiche Tecniche Gres Porcellanato Technical Specifications Porcelain Stoneware

UNI EN 14411 (ISO 13006) - Bla (appendice/appendix G)

CARATTERISTICA Specification	METODO DI PROVA Test methods	REQUISITI PREVISTI DALLA NORMA Requirements in accordance to the standards	VALORE MEDIO IMOLA IMOLA average value
 DIMENSIONI E ASPETTO DIMENSIONS AND APPEARANCE	ISO 10545-2	PROSPETTO G.1 PROSPECT G.1	CONFORME COMPLIANT
 ASSORBIMENTO D'ACQUA WATER ABSORPTION	ISO 10545-3	≤ 0,5%	< 0,1%
 RESISTENZA A FLESSIONE FLEXURAL RESISTANCE		min./МИН 35 N/mm ²	> 45 N/mm ²
SFORZO DI ROTTURA MODULUS OF RUPTURE	ISO 10545-4	SPESSORE / THICKNESS ≥ 7,5 mm: min. 700 N	6,5 mm 1800 N*
		SPESSORE* THICKNESS*	10 mm* 3000 N*
		SPESSORE / THICKNESS < 7,5 mm: min. 1300 N	20 mm* 13000 N*
 RESISTENZA ALL'ABRASIONE PROFONDA DEEP ABRASION RESISTANCE	ISO 10545-6	≤ 175 mm ³	< 140 mm ³
 COEFFICIENTE DILATAZIONE TERMICA LINEARE (α) LINEAR EXPANSION THERMIC COEFFICIENT	ISO 10545-8	METODO DISPONIBILE AVAILABLE ON REQUEST	≤ 7x10 ⁻⁶ °C ⁻¹
 RESISTENZA AGLI SBALZI TERMICI RESISTANCE TO SUDDEN TEMPERATURE CHANGES	ISO 10545-9	METODO DISPONIBILE AVAILABLE ON REQUEST	RESISTE RESISTANT
 RESISTENZA AL GELO FROST RESISTANCE	ISO 10545-12	RICHIESTA ALWAYS TESTED	RESISTE RESISTANT
 PRODOTTI CHIMICI AD USO DOMESTICO ED ADDITIVI PER PISCINA HOUSEHOLD CHEMICALS AND SWIMMING POOL WATER CLEANSERS		min. B МИН. B	min. B МИН. B
ACIDI ED ALCALI A BASSA CONCENTRAZIONE ACIDS AND LOW CONCENTRATION ALKALIS	ISO 10545-13	DA LA, LB A LC FROM LA, LB TO LC / DE LA, LB A LC	DA LA, LB A LC FROM LA, LB TO LC / DE LA, LB A LC
ACIDI ED ALCALI AD ALTA CONCENTRAZIONE ACIDS AND HIGH CONCENTRATION ALKALIS		METODO DISPONIBILE AVAILABLE ON REQUEST	METODO DISPONIBILE AVAILABLE ON REQUEST
 RESISTENZA ALLE MACCHIE UGL STAIN RESISTANCE UGL		METODO DISPONIBILE AVAILABLE ON REQUEST	METODO DISPONIBILE AVAILABLE ON REQUEST
RESISTENZA ALLE MACCHIE GL STAIN RESISTANCE GL	ISO 10545-14	min. 3 МИН. 3	min. 3 МИН. 3

*VALORI RIFERITI AL FORMATO 60X60 / VALUES REFERRED TO 60X60 SIZE

INDICAZIONI D'USO INDICATIONS FOR USE

 **PAVIMENTO** FLOOR TILES

 **RIVESTIMENTO** WALL TILES

DESTINAZIONI D'USO SUGGESTED APPLICATIONS

 **ABITAZIONI** DOMESTIC PURPOSE

 **COMMERCIALE LEGGERO** TILES FOR LIGHT COMMERCIAL

 **COMMERCIALE** RETAIL

 **ESTERNI** OUTDOOR FLOOR

FINITURA FINISH

N **NATURALE** NATURAL

ASPETTO SUPERFICIALE FINISH

 **OPACO** MATT

BORDO EDGE

RM **RETTIFICATO MONOCALIBRO** MONOCALIBER, RECTIFIED


STONALIZZAZIONE SHADE VARIATION

V2


IMBALLO PACKING



CARATTERISTICHE DI VENDITA SALES CHARACTERISTICS

 **Prodotto venduto al pezzo.**
Product sold per item

Tutti i nostri prodotti, sia al mq che al pezzo, sono venduti unicamente a scatola completa.
All our products are sold only in complete boxes, whether the unit of measure is per item or per square metre.

INDICAZIONI D'USO
INDICATIONS FOR USE

